


Worklist: 585

<u>LAB_CASE</u>	<u>ITEM</u>	<u>TASK_ID</u>	<u>DESCRIPTION</u>
P2014-2836	1	28469	3.10.1 Blood confirmation Carb
P2014-3104	1	28473	3.10.1 Blood confirmation Carb
P2014-3110	1	28474	3.10.1 Blood confirmation Carb
P2015-0122	1	28485	3.10.1 Blood confirmation Carb
P2015-0155	1	28488	3.10.1 Blood confirmation Carb
P2015-0157	1	28490	3.10.1 Blood confirmation Carb



POC_AM 3.10.1_021920

02/19/15

Simulate Run Sequence Wed Feb 18 14:50:32 2015

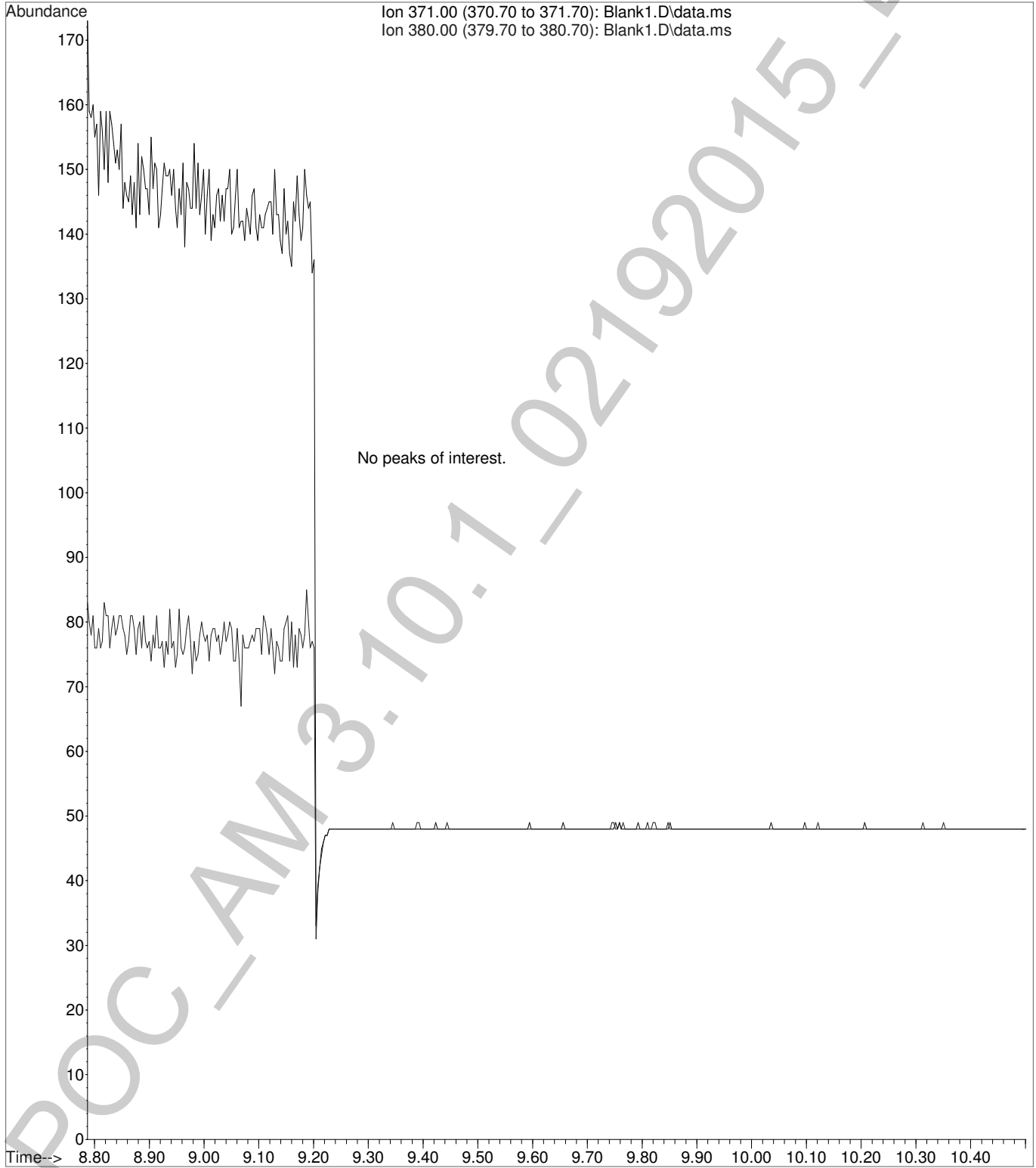
Instrument Name: Bones
Sequence File: C:\msdchem\1\sequence\DD-CANN.s
Comment: Confirmations
Operator: Pocatello Laboratory
Data Path: C:\MSDCHEM\1\DATA\DND\CN\2015\021915MJ\
Method Path: C:\MSDCHEM\1\METHODS\

Line	Type	Vial	DataFile	Method	Sample Name
1)	Sample	100	Blank		
	Datafile		Blank1		
	Method		CANN-11-10-2010		
2)	Sample	9	High Control 60ng/mL		
	Datafile		High Control-1-fs		
	Method		CANNFS-11-10-2010		
3)	Pause:				
4)	Sample	9	High Control 60ng/mL		
	Datafile		High Control-1ck		
	Method		CANN-11-10-2010		
5)	Sample	99	Blank		
	Datafile		Blank2		
	Method		CANN-11-10-2010		
6)	Sample	1	Negative Control: UTAK Lot B0130		
	Datafile		Negative Control		
	Method		CANN-11-10-2010		
7)	Sample	2	Calibrator Level 1: 2.5 ng/mL		
	Datafile		Calibrator Level 1		
	Method		CANN-11-10-2010		
8)	Sample	3	Calibrator Level 2: 5 ng/mL		
	Datafile		Calibrator Level 2		
	Method		CANN-11-10-2010		
9)	Sample	4	Calibrator Level 3: 10 ng/mL		
	Datafile		Calibrator Level 3		
	Method		CANN-11-10-2010		
10)	Sample	5	Calibrator Level 4: 25 ng/mL		
	Datafile		Calibrator Level 4		
	Method		CANN-11-10-2010		
11)	Sample	6	Calibrator Level 5: 50 ng/mL		
	Datafile		Calibrator Level 5		
	Method		CANN-11-10-2010		
12)	Sample	7	Calibrator Level 6: 100 ng/mL		
	Datafile		Calibrator Level 6		
	Method		CANN-11-10-2010		
13)	Sample	98	Blank		
	Datafile		Blank3		
	Method		CANN-11-10-2010		
14)	Sample	8	Low Control: 6 ng/mL		
	Datafile		Low Control-1		
	Method		CANN-11-10-2010		
15)	Sample	9	High Control: 60 ng/mL		
	Datafile		High Control-1		
	Method		CANN-11-10-2010		
16)	Sample	97	Blank		
	Datafile		Blank4		
	Method		CANN-11-10-2010		

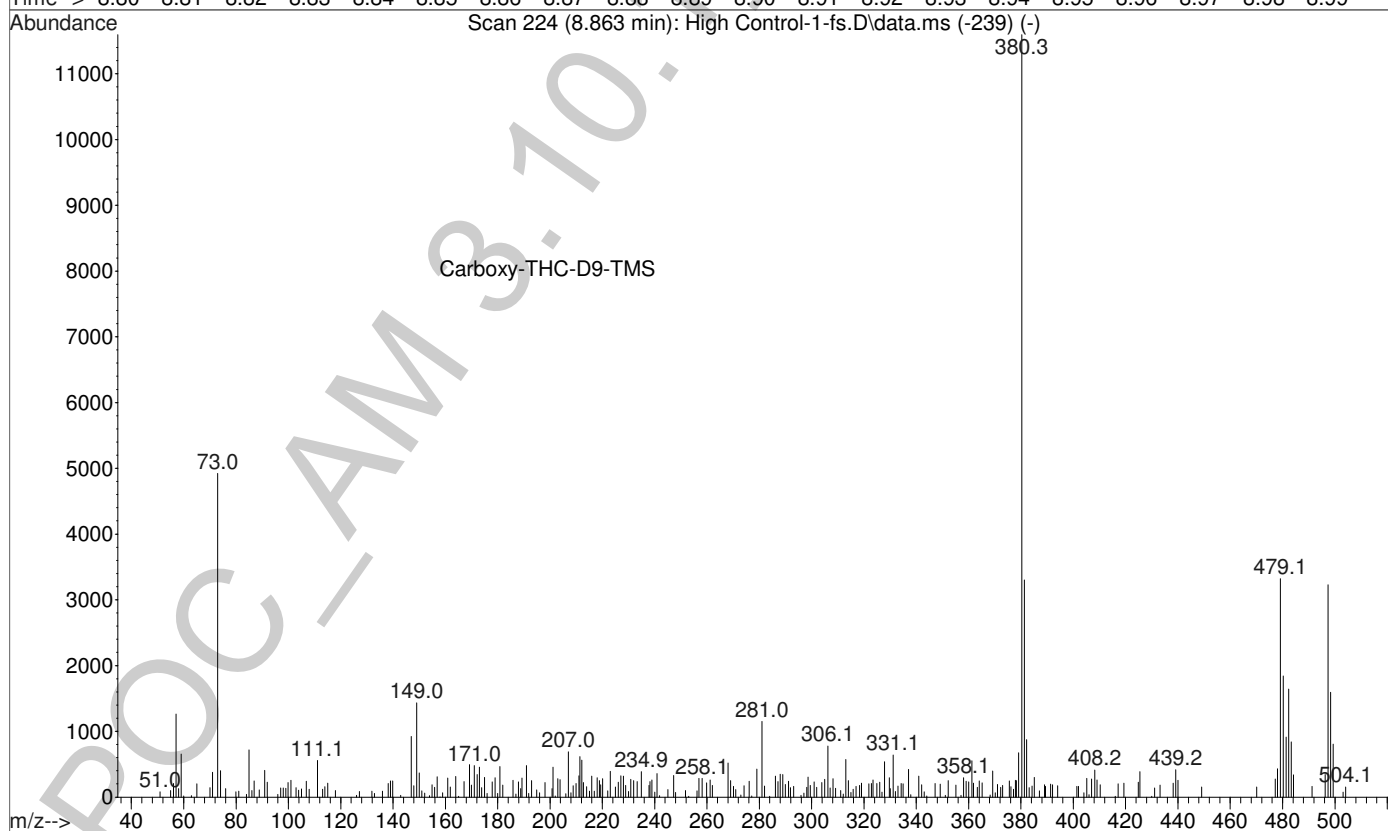
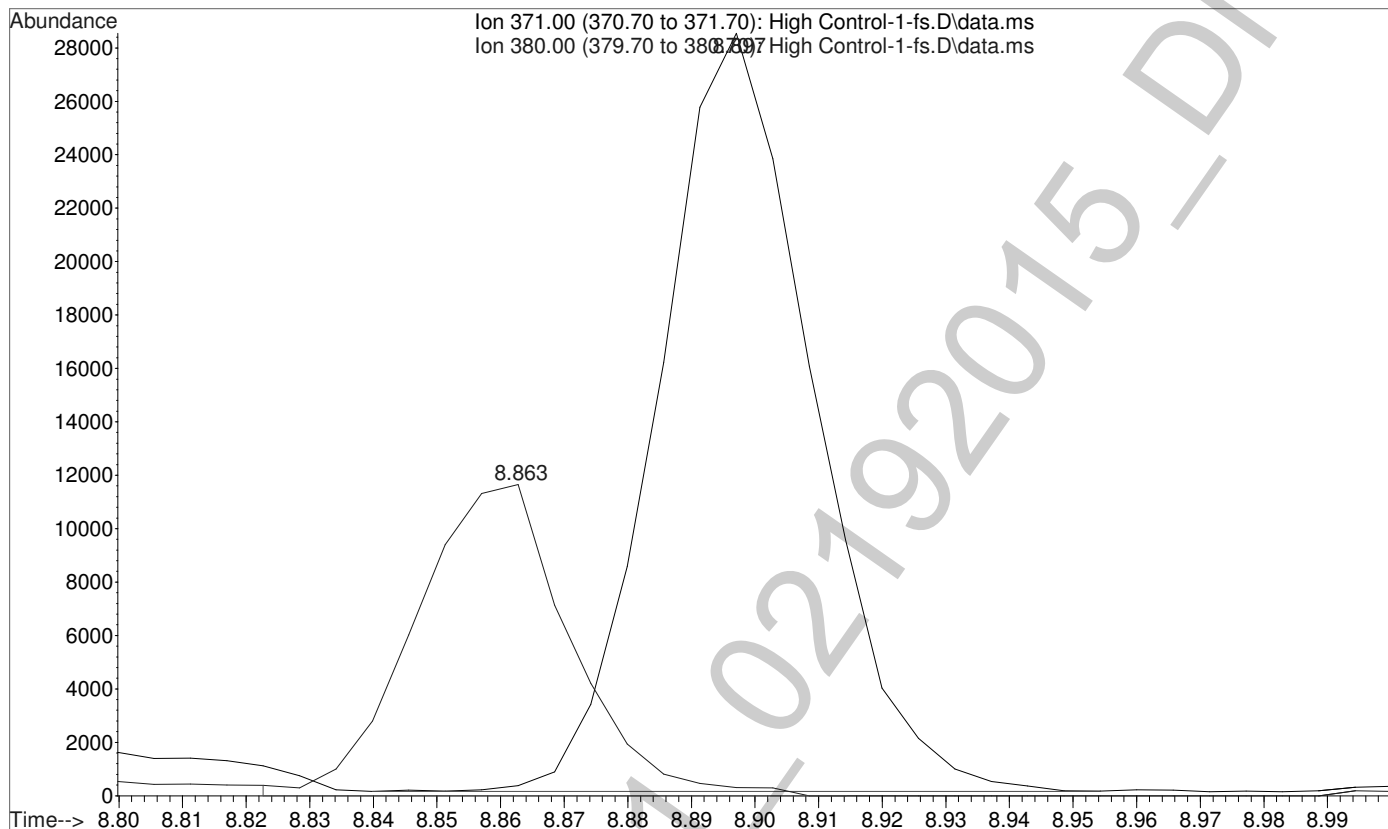
02/19/15

- 17) Sample 96/ Lab No.: P2014-2836-1
Datafile P2014-2836-1 Blank
Method CANN-11-10-2010
 - 18) Sample 10/ Lab No.: P2014-2836-1
Datafile P2014-2836-1
Method CANN-11-10-2010
 - 19) Sample 95/ Lab No.: P2014-3104-1
Datafile P2014-3104-1 Blank
Method CANN-11-10-2010
 - 20) Sample 11/ Lab No.: P2014-3104-1
Datafile P2014-3104-1
Method CANN-11-10-2010
 - 21) Sample 94/ Lab No.: P2014-3110-1
Datafile P2014-3110-1 Blank
Method CANN-11-10-2010
 - 22) Sample 12/ Lab No.: P2014-3110-1
Datafile P2014-3110-1
Method CANN-11-10-2010
 - 23) Sample 93/ Lab No.: P2015-0122-1
Datafile P2015-0122-1 Blank
Method CANN-11-10-2010
 - 24) Sample 13/ Lab No.: P2015-0122-1
Datafile P2015-0122-1
Method CANN-11-10-2010
 - 25) Sample 92/ Lab No.: P2015-0155-1
Datafile P2015-0155-1 Blank
Method CANN-11-10-2010
 - 26) Sample 14/ Lab No.: P2015-0155-1
Datafile P2015-0155-1
Method CANN-11-10-2010
 - 27) Sample 91/ Lab No.: P2015-0157-1
Datafile P2015-0157-1 Blank
Method CANN-11-10-2010
 - 28) Sample 15/ Lab No.: P2015-0157-1
Datafile P2015-0157-1
Method CANN-11-10-2010
 - 29) Sample 90/ Blank
Datafile Blank5
Method CANN-11-10-2010
- Bytes Needed: 2154484 Space on drive C: 4.42336e+011
Sequence Verification Done!

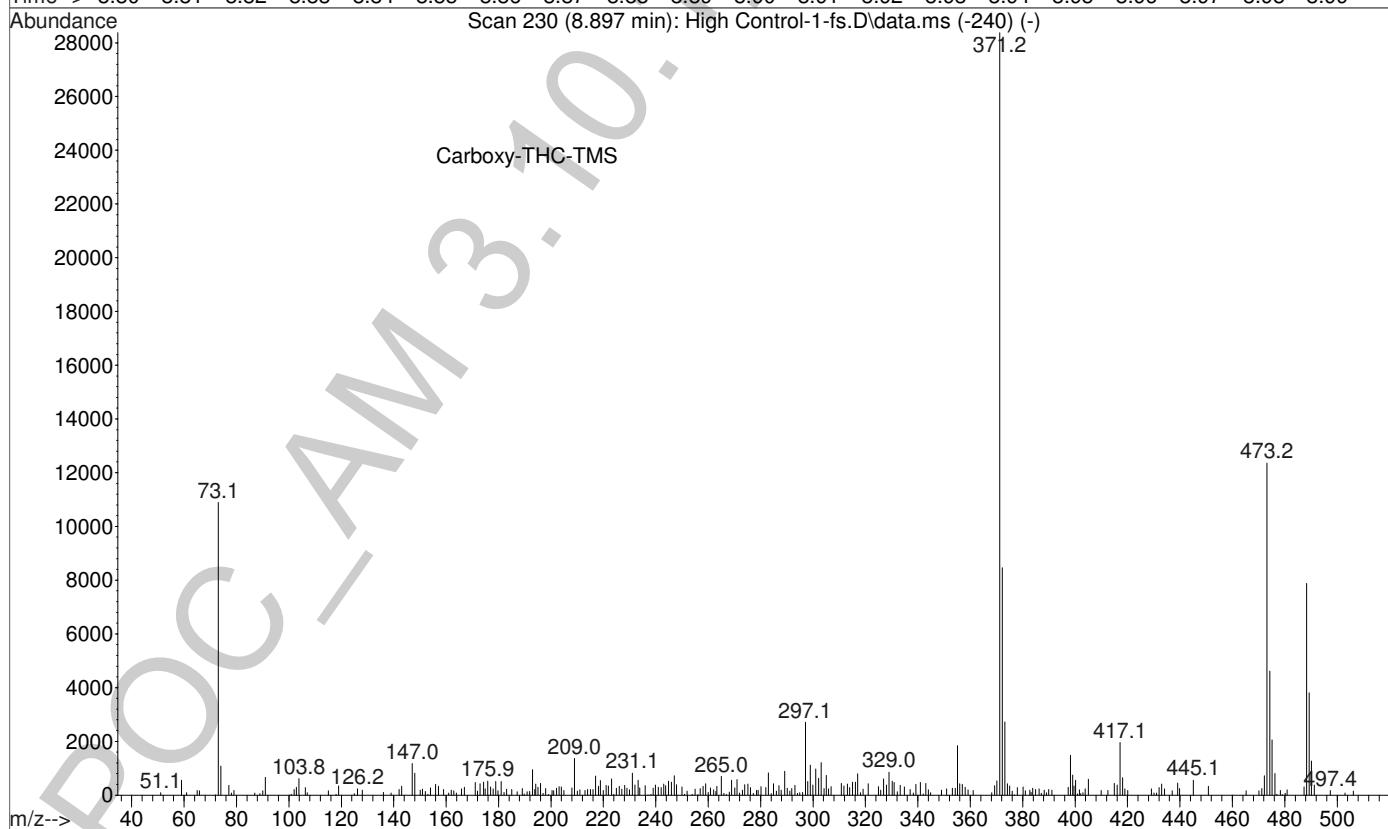
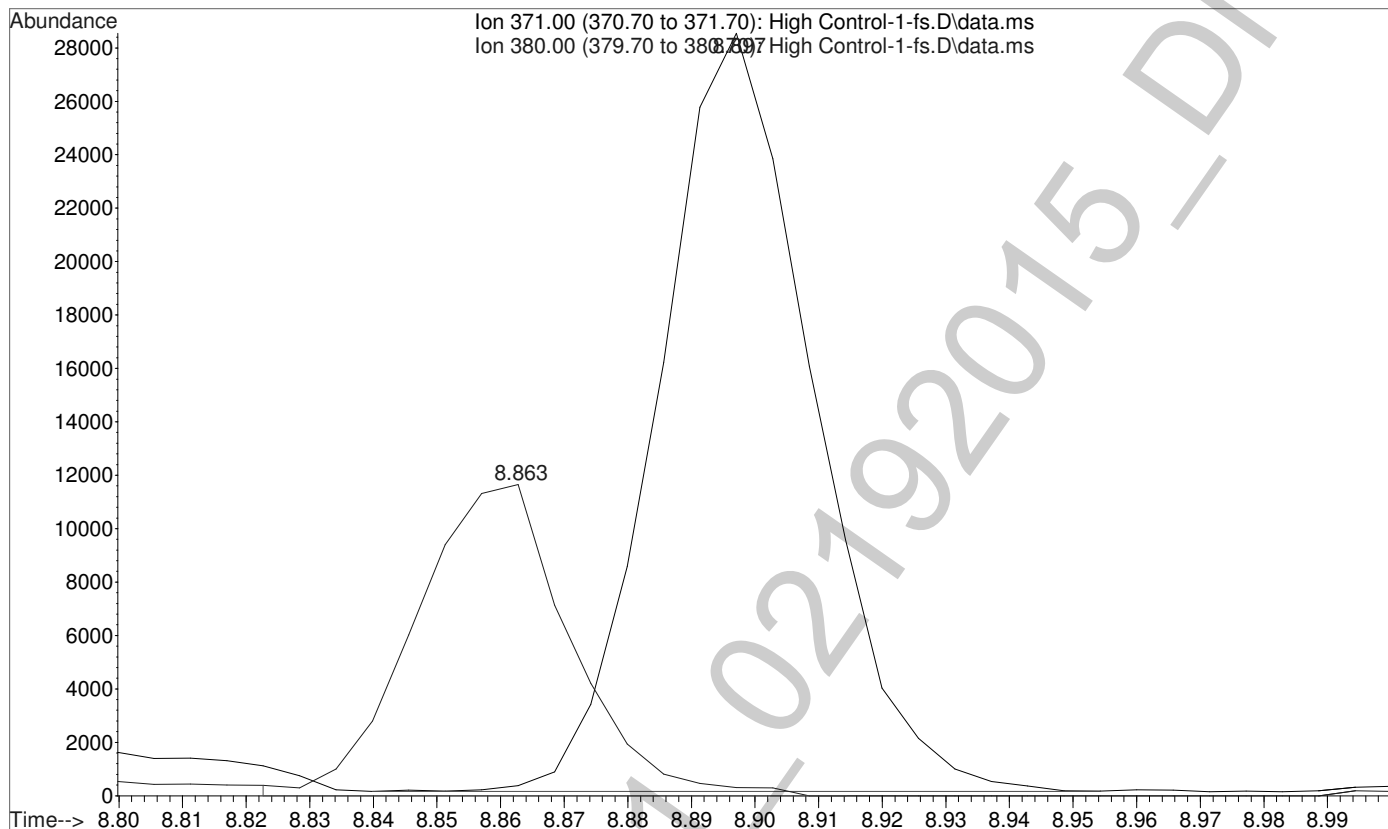
File :C:\gcms\1\data\Blood\021915MJ\Blank1.D
Operator : Pocatello Laboratory
Acquired : 19 Feb 2015 16:10 using AcqMethod CANN-11-10-2010.M
Instrument : Bones
Sample Name: Blank
Misc Info : CHCl3
Vial Number: 100




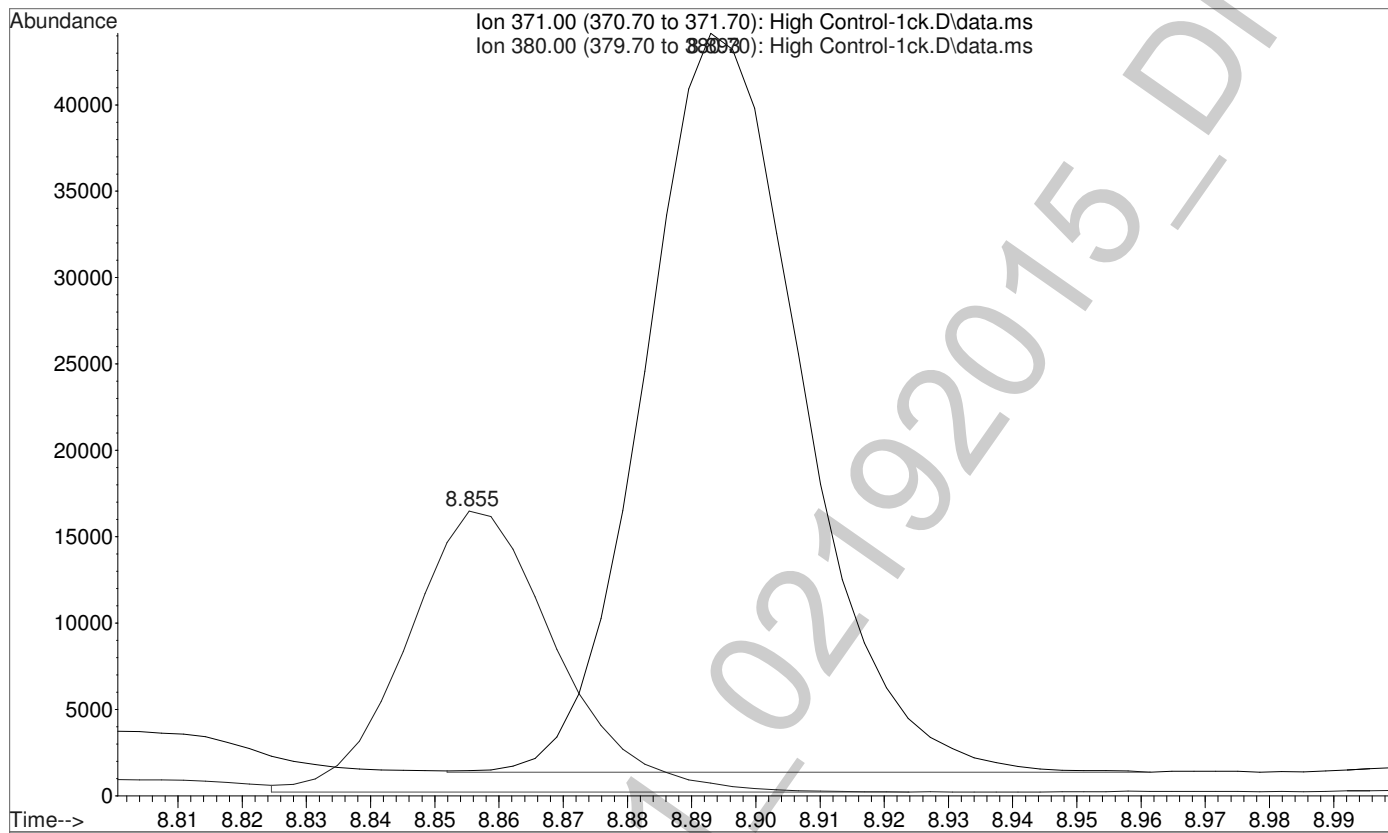
File :C:\gcms\1\data\Blood\021915MJ\High Control-1-fs.D
Operator : Pocatello Laboratory
Acquired : 19 Feb 2015 16:25 using AcqMethod CANNFS-11-10-2010.M
Instrument : Bones
Sample Name: High Control 60ng/mL
Misc Info : Analytical Method 3.10.1
Vial Number: 9




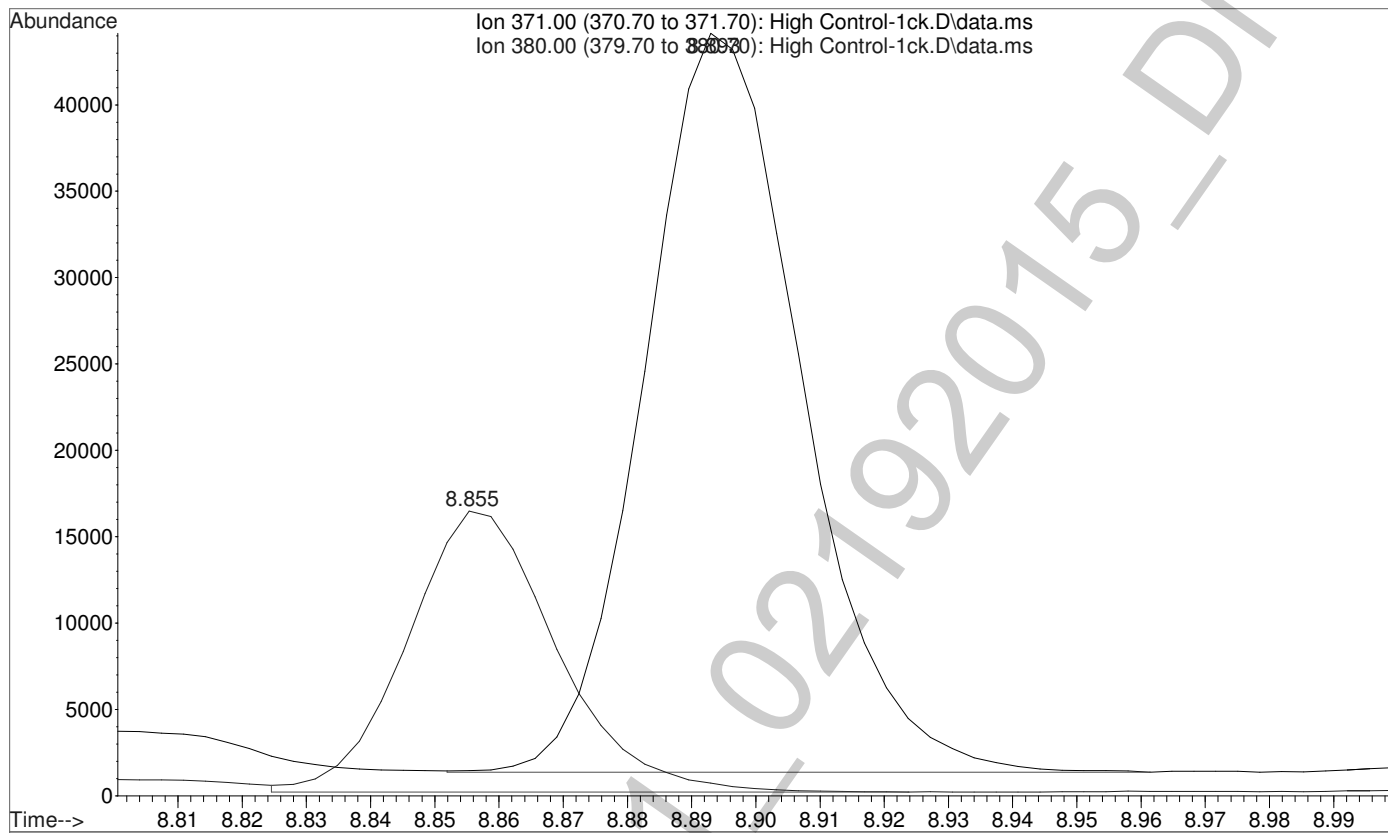
File :C:\gcms\1\data\Blood\021915MJ\High Control-1-fs.D
Operator : Pocatello Laboratory
Acquired : 19 Feb 2015 16:25 using AcqMethod CANNFS-11-10-2010.M
Instrument : Bones
Sample Name: High Control 60ng/mL
Misc Info : Analytical Method 3.10.1
Vial Number: 9



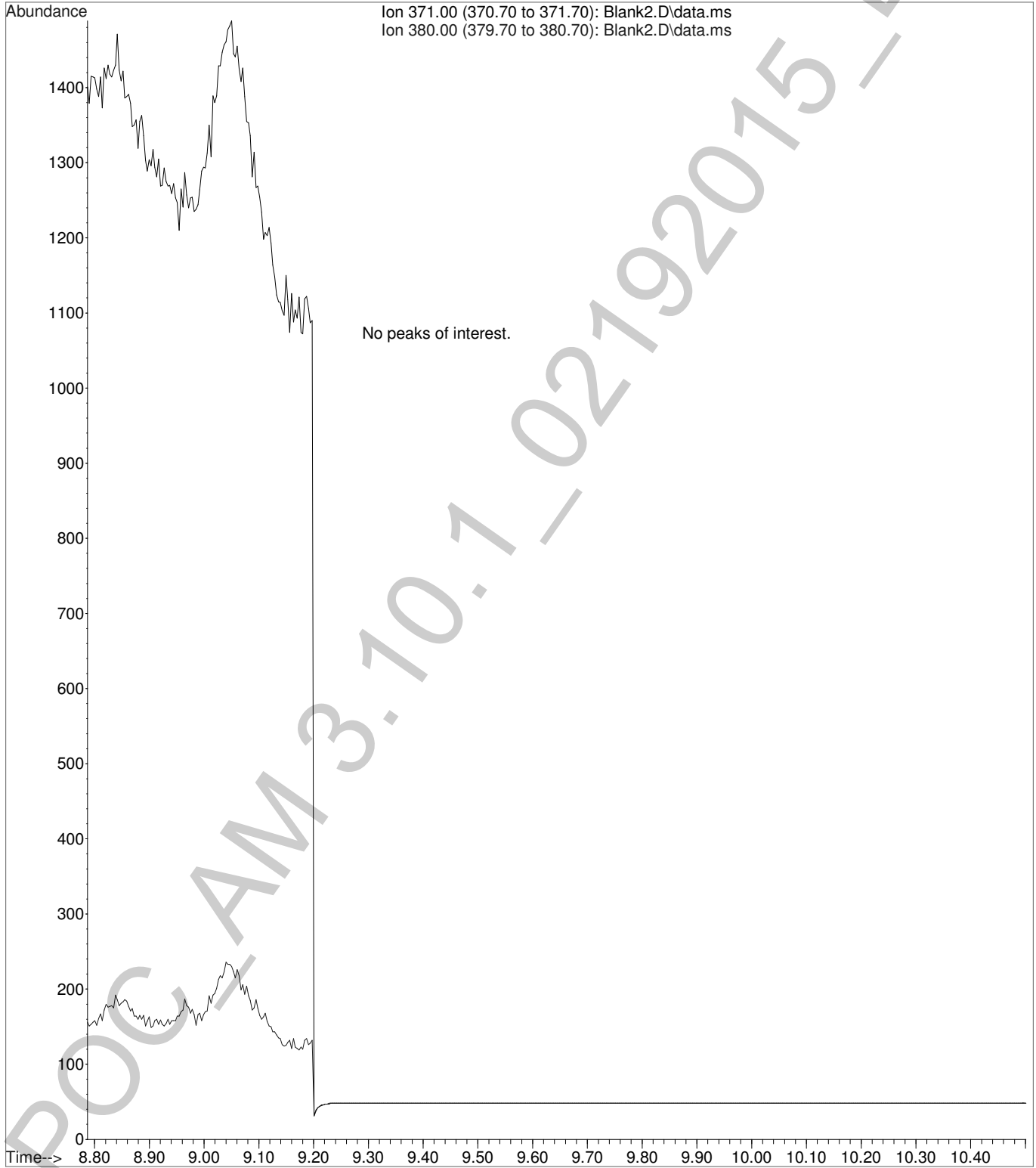
File :C:\gcms\1\data\Blood\021915MJ\High Control-1ck.D
Operator : Pocatello Laboratory
Acquired : 19 Feb 2015 16:40 using AcqMethod CANN-11-10-2010.M
Instrument : Bones
Sample Name: High Control 60ng/mL
Misc Info : Analytical Method 3.10.1
Vial Number: 9



File :C:\gcms\1\data\Blood\021915MJ\High Control-1ck.D
Operator : Pocatello Laboratory
Acquired : 19 Feb 2015 16:40 using AcqMethod CANN-11-10-2010.M
Instrument : Bones
Sample Name: High Control 60ng/mL
Misc Info : Analytical Method 3.10.1
Vial Number: 9



File :C:\gcms\1\data\Blood\021915MJ\Blank2.D
Operator : Pocatello Laboratory
Acquired : 19 Feb 2015 16:55 using AcqMethod CANN-11-10-2010.M
Instrument : Bones
Sample Name: Blank
Misc Info : CHCl3
Vial Number: 99



Calibration data of Carboxy-THC-D9-TMS


LvLID	Amount (ratio)	Response (ratio)	Data File
3	25.0000	26728.000000	C:\gcms\1\data\Blood\021915MJ\Calibrator Level 3.D
1	25.0000	26260.000000	C:\gcms\1\data\Blood\021915MJ\Calibrator Level 1.D
2	25.0000	25567.000000	C:\gcms\1\data\Blood\021915MJ\Calibrator Level 2.D
4	25.0000	25558.000000	C:\gcms\1\data\Blood\021915MJ\Calibrator Level 4.D
5	25.0000	27152.000000	C:\gcms\1\data\Blood\021915MJ\Calibrator Level 5.D
6	25.0000	22840.000000	C:\gcms\1\data\Blood\021915MJ\Calibrator Level 6.D

Internal Standard

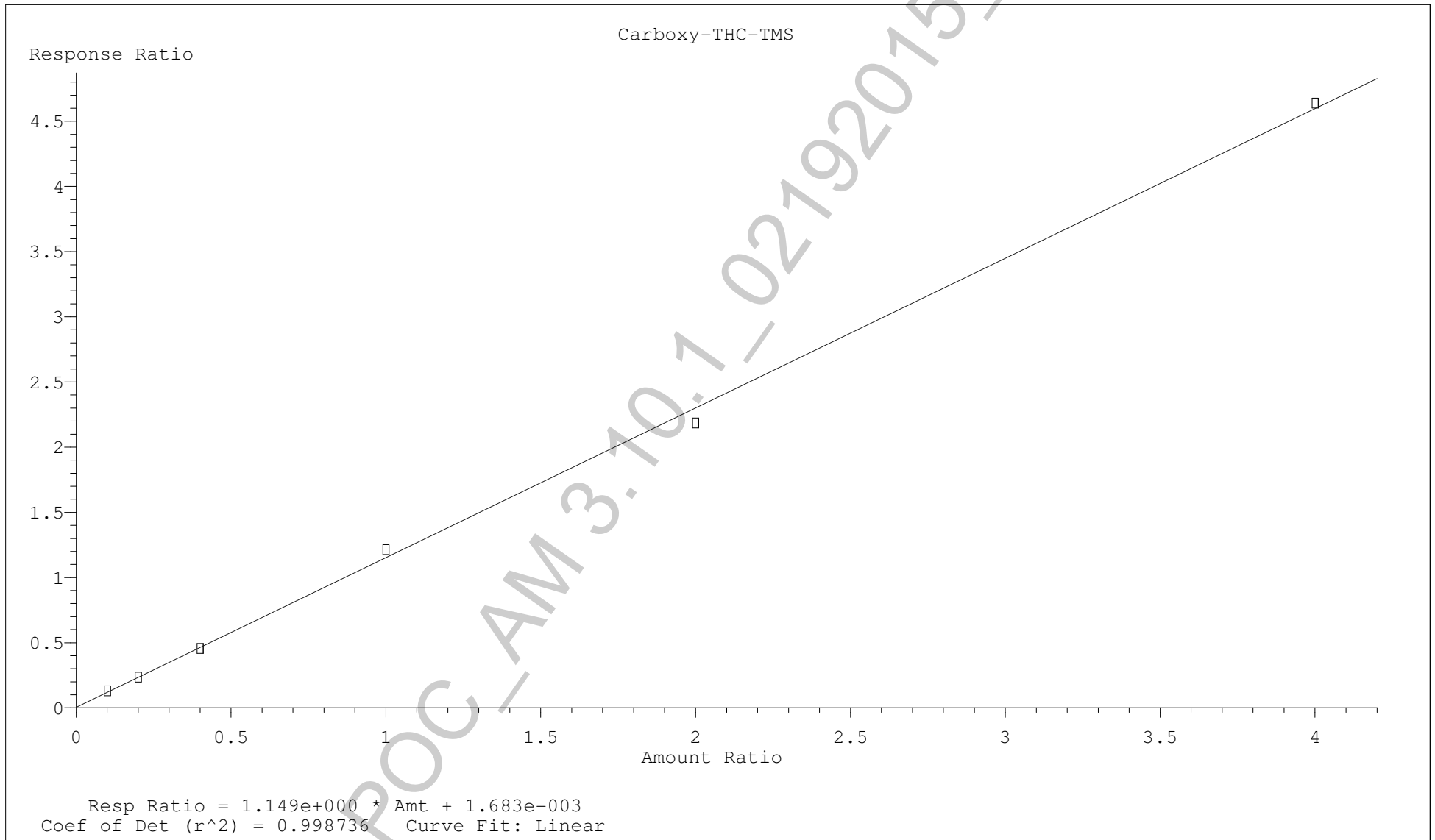


POC_AM 3.10.1_02192015-01.D

Calibration data of Carboxy-THC-TMS



LvLID	Amount (ratio)	Response (ratio)	bias (%)	Data File
3	0.4000	0.454318	-1.49	C:\gcms\1\data\Blood\021915MJ\Calibrator Level 3.D
1	0.1000	0.129741	11.31	C:\gcms\1\data\Blood\021915MJ\Calibrator Level 1.D
2	0.2000	0.235303	1.67	C:\gcms\1\data\Blood\021915MJ\Calibrator Level 2.D
4	1.0000	1.212771	5.42	C:\gcms\1\data\Blood\021915MJ\Calibrator Level 4.D
5	2.0000	2.184885	-4.97	C:\gcms\1\data\Blood\021915MJ\Calibrator Level 5.D
6	4.0000	4.638310	0.91	C:\gcms\1\data\Blood\021915MJ\Calibrator Level 6.D



Data Path : C:\gcms\1\data\Blood\021915MJ\
 Data File : Negative Control.D
 Acq On : 19 Feb 2015 17:10
 Operator : Pocatello Laboratory
 Sample : Negative Control: UTAK Lot B0130
 Misc : Analytical Method 3.10.1
 ALS Vial : 1 Sample Multiplier: 1

Quant Time: Feb 20 10:07:18 2015
 Quant Method : C:\gcms\1\methods\Cann11-10-2010.M
 Quant Title : Analytical Method 3.10.1: Blood Carboxy-THC
 QLast Update : Fri Feb 20 10:06:06 2015
 Response via : Initial Calibration


Compound	R.T.	QIon	Response	Conc	Units	Dev(Min)
Internal Standards						
1) Carboxy-THC-D9-TMS	8.855	380	25686	25.00	ng/mL	0.00
Target Compounds						
2) Carboxy-THC-TMS	8.907	371	136	0.08	ng/mL#	Qvalue 13

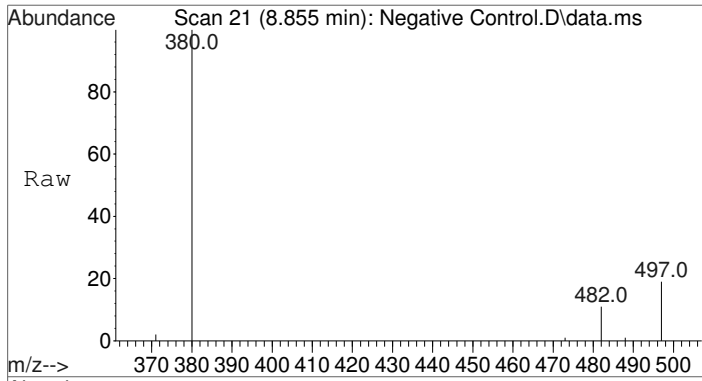
(#) = qualifier out of range (m) = manual integration (+) = signals summed



Data Path : C:\gcms\1\data\Blood\021915MJ\
Data File : Negative Control.D
Acq On : 19 Feb 2015 17:10
Operator : Pocatello Laboratory
Sample : Negative Control: UTAK Lot B0130
Misc : Analytical Method 3.10.1
ALS Vial : 1 Sample Multiplier: 1

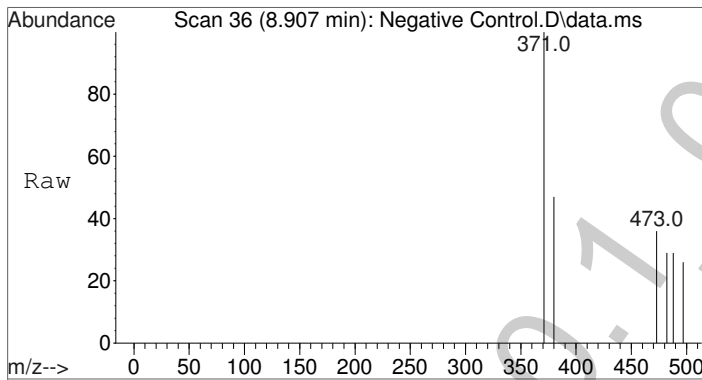
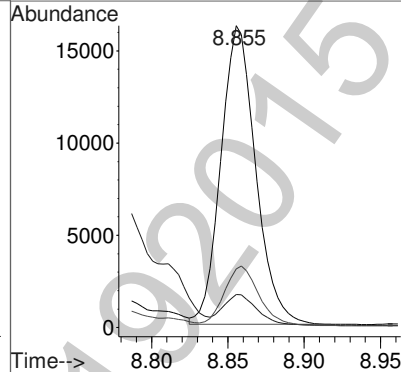
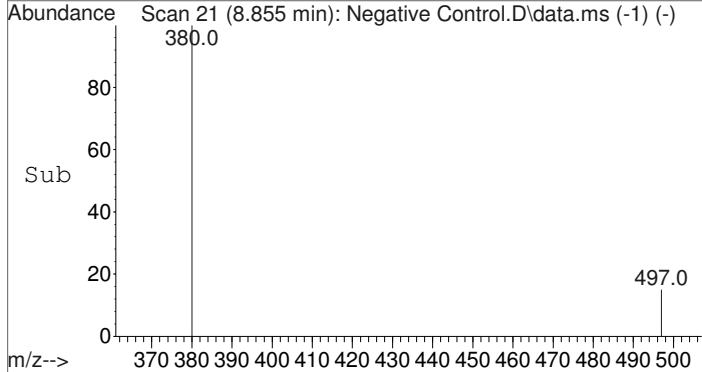
Quant Time: Feb 20 10:07:18 2015
Quant Method : C:\gcms\1\methods\Cann11-10-2010.M
Quant Title : Analytical Method 3.10.1: Blood Carboxy-THC
QLast Update : Fri Feb 20 10:06:06 2015
Response via : Initial Calibration





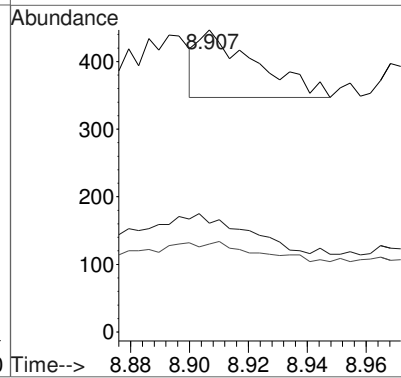
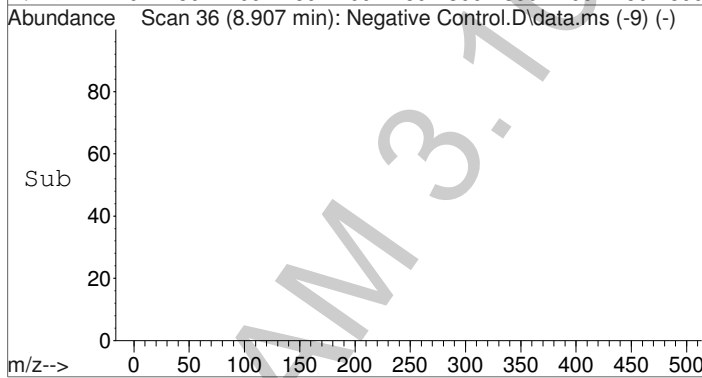
#1
 Carboxy-THC-D9-TMS
 Concen: 25.00 ng/mL
 RT: 8.855 min Scan# 21
 Delta R.T. -0.004 min
 Lab File: Negative Control.D
 Acq: 19 Feb 2015 17:10

Tgt Ion	Ratio	Resp	Lower	Upper
380	100	25686		
482	10.2	8.0	12.0	
497	19.9	15.9	23.9	

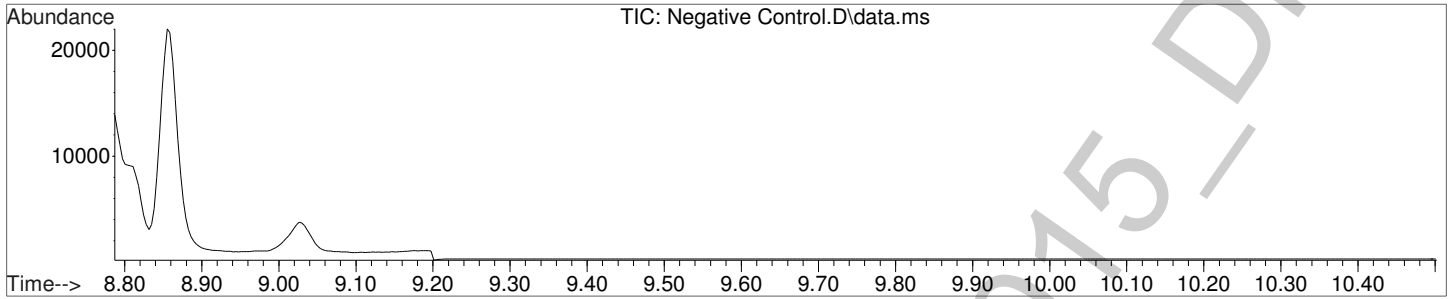


#2
 Carboxy-THC-TMS
 Concen: 0.08 ng/mL
 RT: 8.907 min Scan# 36
 Delta R.T. 0.011 min
 Lab File: Negative Control.D
 Acq: 19 Feb 2015 17:10

Tgt Ion	Ratio	Resp	Lower	Upper
371	100	136		
473	105.1	30.6	46.0	#
488	0.0	17.8	26.6	#

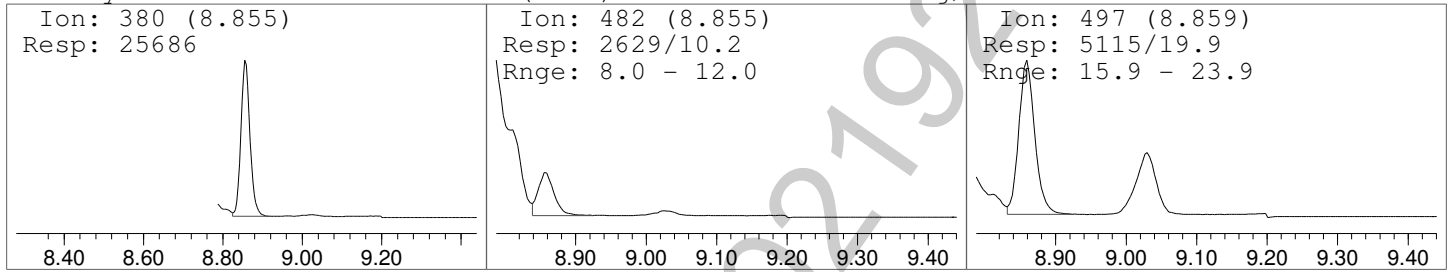


Data Path : C:\gcms\1\data\Blood\021915MJ\
 Data File : Negative Control.D
 Acq On : 19 Feb 2015 17:10
 Operator : Pocatello Laboratory
 Sample : Negative Control: UTAK Lot B0130
 Misc : Analytical Method 3.10.1
 ALS Vial : 1 Sample Multiplier: 1



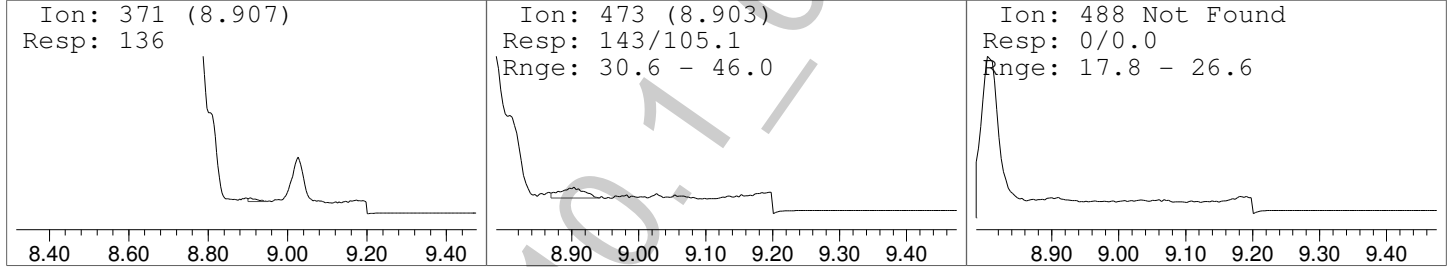
Carboxy-THC-D9-TMS

(ISTD) Amount: 25.00 ng/mL



Carboxy-THC-TMS

Amount: 0.08 ng/mL



Data Path : C:\gcms\1\data\Blood\021915MJ\
 Data File : Calibrator Level 1.D
 Acq On : 19 Feb 2015 17:25
 Operator : Pocatello Laboratory
 Sample : Calibrator Level 1: 2.5 ng/mL
 Misc : Analytical Method 3.10.1
 ALS Vial : 2 Sample Multiplier: 1



Quant Time: Feb 20 10:06:20 2015
 Quant Method : C:\gcms\1\methods\Cann11-10-2010.M
 Quant Title : Analytical Method 3.10.1: Blood Carboxy-THC
 QLast Update : Fri Feb 20 10:06:06 2015
 Response via : Initial Calibration


Compound	R.T.	QIon	Response	Conc	Units	Dev(Min)
Internal Standards						
1) Carboxy-THC-D9-TMS	8.859	380	26260	25.00	ng/mL	0.00
Target Compounds						
2) Carboxy-THC-TMS	8.893	371	3407	2.79	ng/mL	Qvalue 98

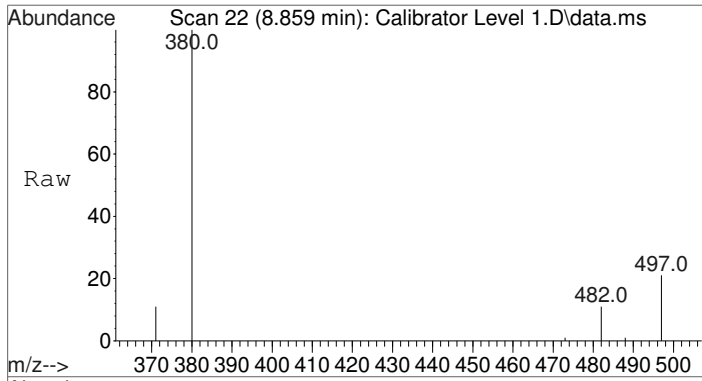
(#) = qualifier out of range (m) = manual integration (+) = signals summed

Quantitation Report (Not Reviewed)

Data Path : C:\gcms\1\data\Blood\021915MJ\
Data File : Calibrator Level 1.D
Acq On : 19 Feb 2015 17:25
Operator : Pocatello Laboratory
Sample : Calibrator Level 1: 2.5 ng/mL
Misc : Analytical Method 3.10.1
ALS Vial : 2 Sample Multiplier: 1

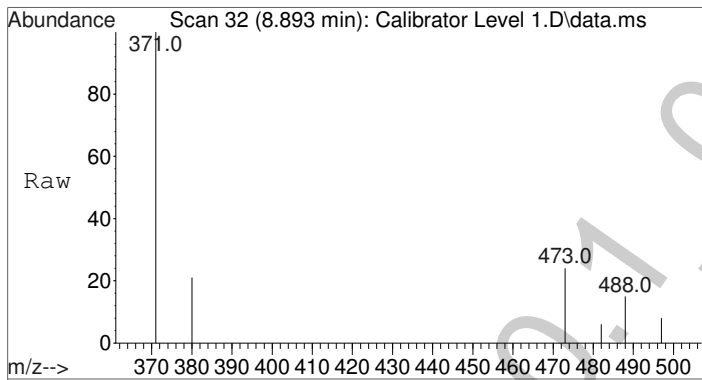
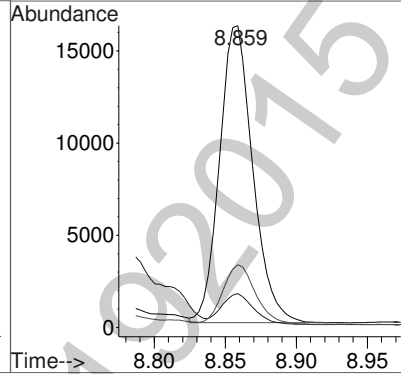
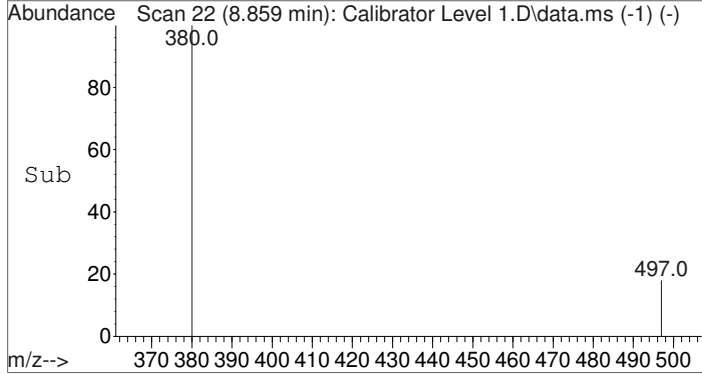
Quant Time: Feb 20 10:06:20 2015
Quant Method : C:\gcms\1\methods\Cann11-10-2010.M
Quant Title : Analytical Method 3.10.1: Blood Carboxy-THC
QLast Update : Fri Feb 20 10:06:06 2015
Response via : Initial Calibration





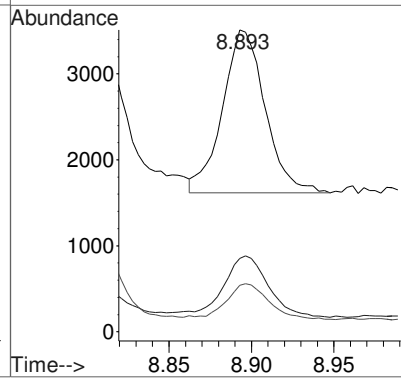
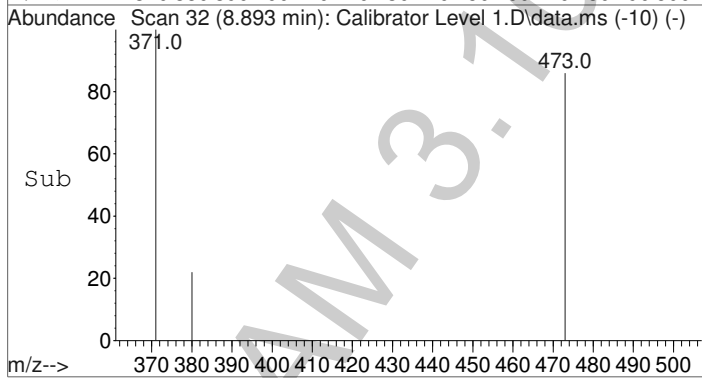
#1
 Carboxy-THC-D9-TMS
 Concen: 25.00 ng/mL
 RT: 8.859 min Scan# 22
 Delta R.T. -0.000 min
 Lab File: Calibrator Level 1.D
 Acq: 19 Feb 2015 17:25

Tgt Ion	Resp	Lower	Upper
380	26260	100	
482	9.9	8.0	12.0
497	19.7	15.9	23.9

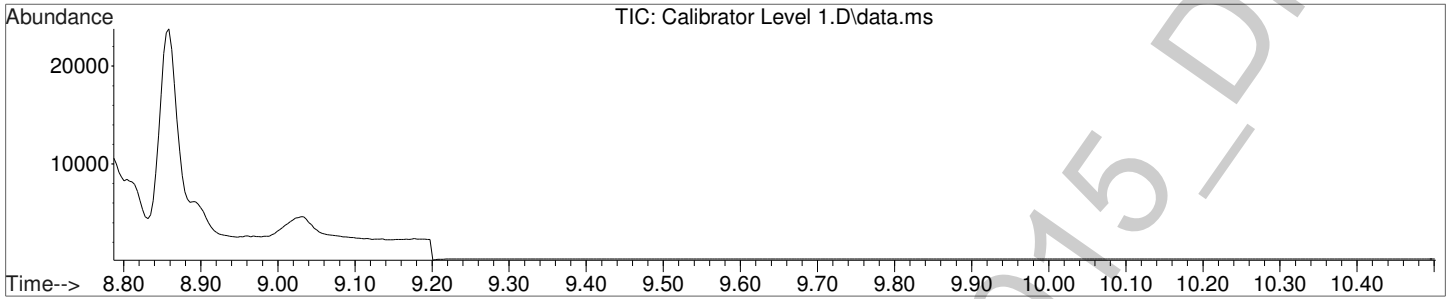


#2
 Carboxy-THC-TMS
 Concen: 2.79 ng/mL
 RT: 8.893 min Scan# 32
 Delta R.T. -0.003 min
 Lab File: Calibrator Level 1.D
 Acq: 19 Feb 2015 17:25

Tgt Ion	Resp	Lower	Upper
371	3407	100	
473	40.1	30.6	46.0
488	22.5	17.8	26.6

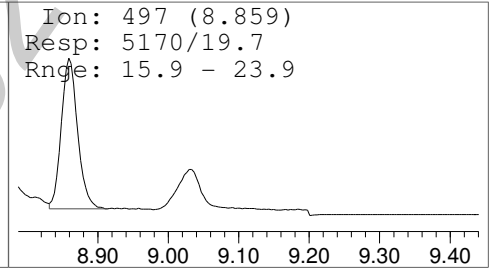
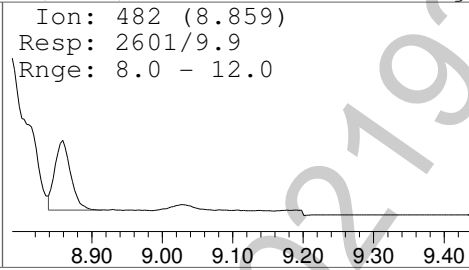
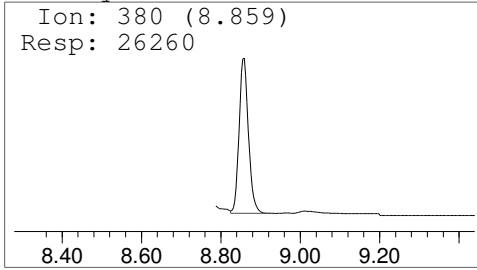


Data Path : C:\gcms\1\data\Blood\021915MJ\
 Data File : Calibrator Level 1.D
 Acq On : 19 Feb 2015 17:25
 Operator : Pocatello Laboratory
 Sample : Calibrator Level 1: 2.5 ng/mL
 Misc : Analytical Method 3.10.1
 ALS Vial : 2 Sample Multiplier: 1



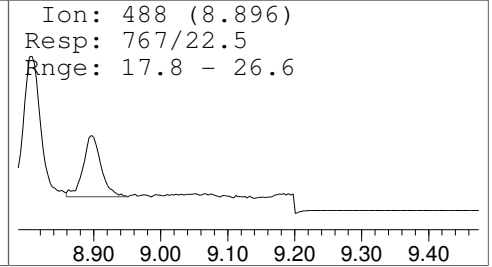
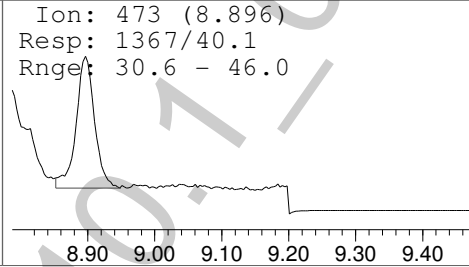
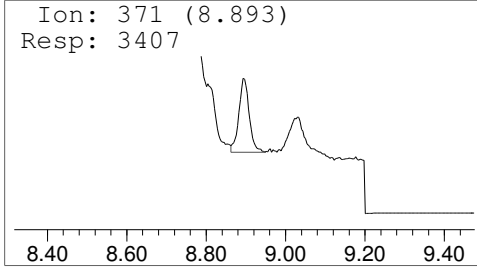
Carboxy-THC-D9-TMS

(ISTD) Amount: 25.00 ng/mL



Carboxy-THC-TMS

Amount: 2.79 ng/mL



Data Path : C:\gcms\1\data\Blood\021915MJ\
 Data File : Calibrator Level 2.D
 Acq On : 19 Feb 2015 17:40
 Operator : Pocatello Laboratory
 Sample : Calibrator Level 2: 5 ng/mL
 Misc : Analytical Method 3.10.1
 ALS Vial : 3 Sample Multiplier: 1

Quant Time: Feb 20 10:06:27 2015
 Quant Method : C:\gcms\1\methods\Cann11-10-2010.M
 Quant Title : Analytical Method 3.10.1: Blood Carboxy-THC
 QLast Update : Fri Feb 20 10:06:06 2015
 Response via : Initial Calibration

Compound	R.T.	QIon	Response	Conc	Units	Dev(Min)
Internal Standards						
1) Carboxy-THC-D9-TMS	8.859	380	25567	25.00	ng/mL	0.00
Target Compounds						
2) Carboxy-THC-TMS	8.893	371	6016	5.08	ng/mL	Qvalue 97


(#) = qualifier out of range (m) = manual integration (+) = signals summed

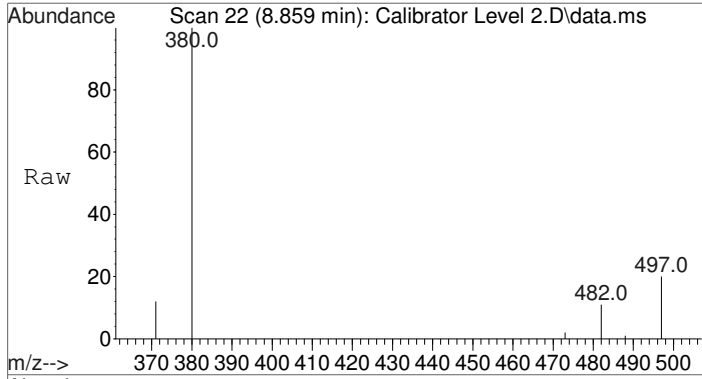


Quantitation Report (Not Reviewed)

Data Path : C:\gcms\1\data\Blood\021915MJ\
Data File : Calibrator Level 2.D
Acq On : 19 Feb 2015 17:40
Operator : Pocatello Laboratory
Sample : Calibrator Level 2: 5 ng/mL
Misc : Analytical Method 3.10.1
ALS Vial : 3 Sample Multiplier: 1

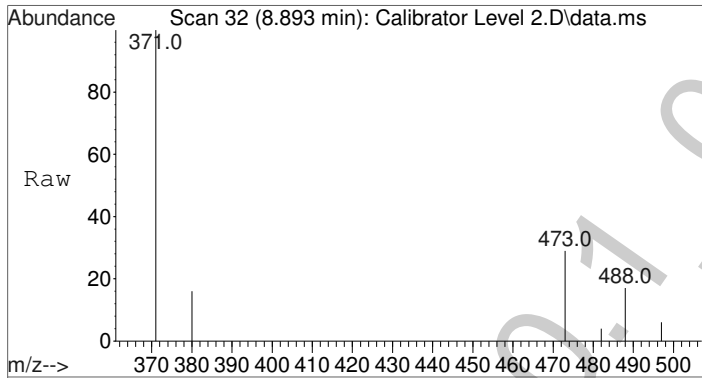
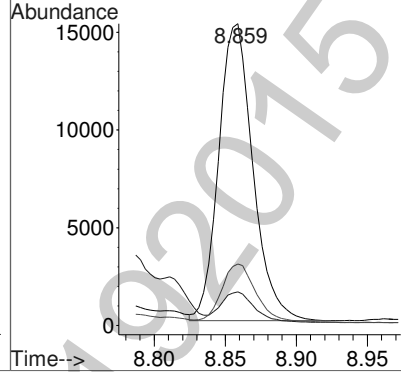
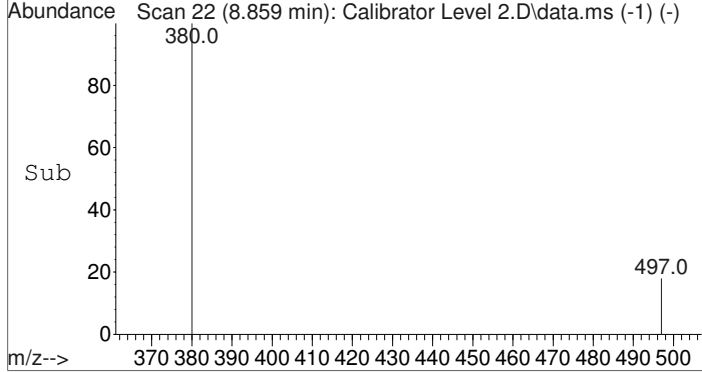
Quant Time: Feb 20 10:06:27 2015
Quant Method : C:\gcms\1\methods\Cann11-10-2010.M
Quant Title : Analytical Method 3.10.1: Blood Carboxy-THC
QLast Update : Fri Feb 20 10:06:06 2015
Response via : Initial Calibration





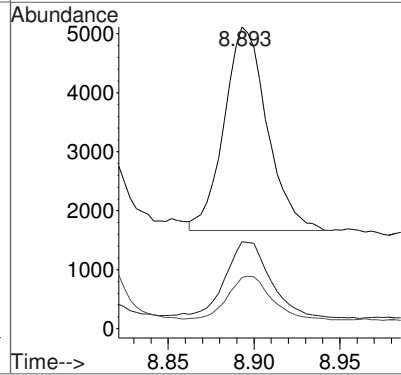

#1
 Carboxy-THC-D9-TMS
 Concen: 25.00 ng/mL
 RT: 8.859 min Scan# 22
 Delta R.T. -0.000 min
 Lab File: Calibrator Level 2.D
 Acq: 19 Feb 2015 17:40

Tgt Ion	Ratio	Resp	Lower	Upper
380	100	25567		
482	9.8	8.0	12.0	
497	19.7	15.9	23.9	

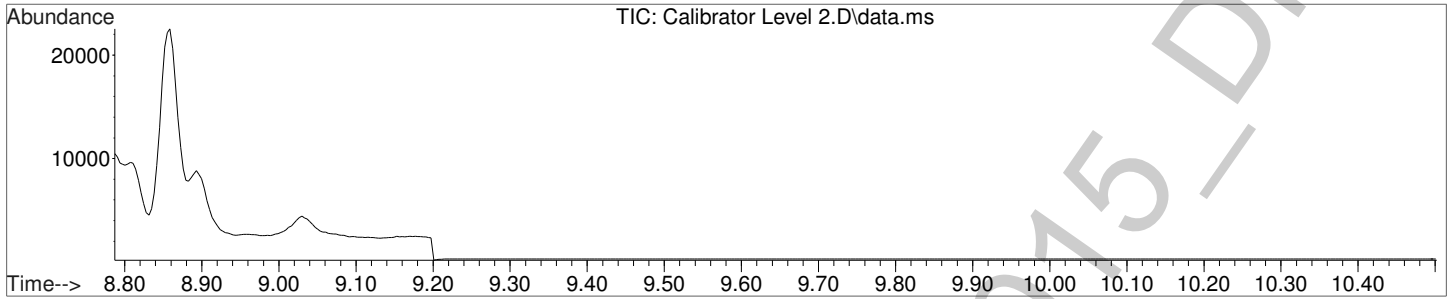


#2
 Carboxy-THC-TMS
 Concen: 5.08 ng/mL
 RT: 8.893 min Scan# 32
 Delta R.T. -0.003 min
 Lab File: Calibrator Level 2.D
 Acq: 19 Feb 2015 17:40

Tgt Ion	Ratio	Resp	Lower	Upper
371	100	6016		
473	40.8	30.6	46.0	
488	21.7	17.8	26.6	

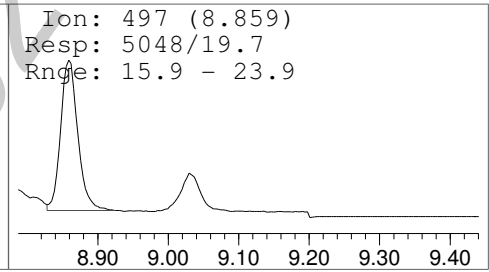
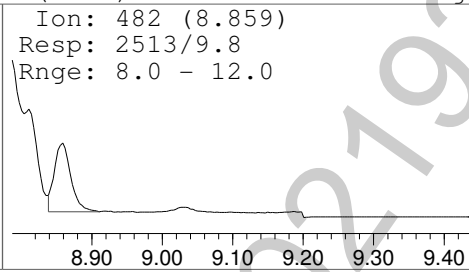
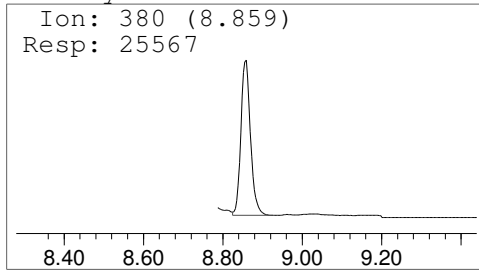


Data Path : C:\gcms\1\data\Blood\021915MJ\
 Data File : Calibrator Level 2.D
 Acq On : 19 Feb 2015 17:40
 Operator : Pocatello Laboratory
 Sample : Calibrator Level 2: 5 ng/mL
 Misc : Analytical Method 3.10.1
 ALS Vial : 3 Sample Multiplier: 1



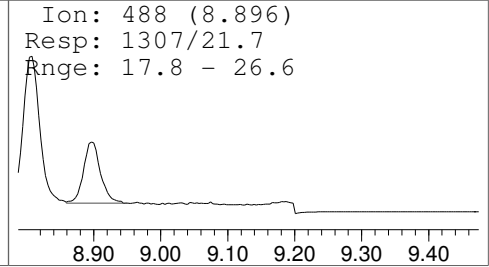
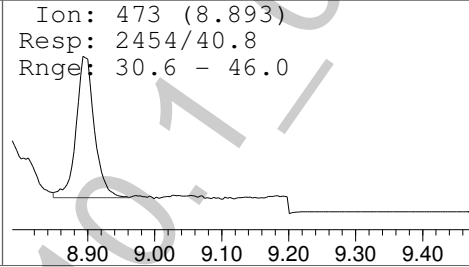
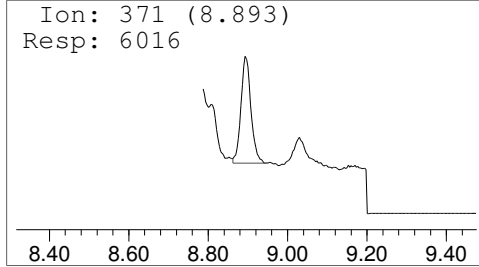
Carboxy-THC-D9-TMS

(ISTD) Amount: 25.00 ng/mL



Carboxy-THC-TMS

Amount: 5.08 ng/mL



Data Path : C:\gcms\1\data\Blood\021915MJ\
 Data File : Calibrator Level 3.D
 Acq On : 19 Feb 2015 17:55
 Operator : Pocatello Laboratory
 Sample : Calibrator Level 3: 10 ng/mL
 Misc : Analytical Method 3.10.1
 ALS Vial : 4 Sample Multiplier: 1

Quant Time: Feb 20 10:06:34 2015
 Quant Method : C:\gcms\1\methods\Cann11-10-2010.M
 Quant Title : Analytical Method 3.10.1: Blood Carboxy-THC
 QLast Update : Fri Feb 20 10:06:06 2015
 Response via : Initial Calibration

Compound	R.T.	QIon	Response	Conc	Units	Dev(Min)
Internal Standards						
1) Carboxy-THC-D9-TMS	8.859	380	26728	25.00	ng/mL	0.00
Target Compounds						
2) Carboxy-THC-TMS	8.896	371	12080	9.80	ng/mL	Qvalue 100

(#) = qualifier out of range (m) = manual integration (+) = signals summed


POC-AM 3.10.1_02192015-DND

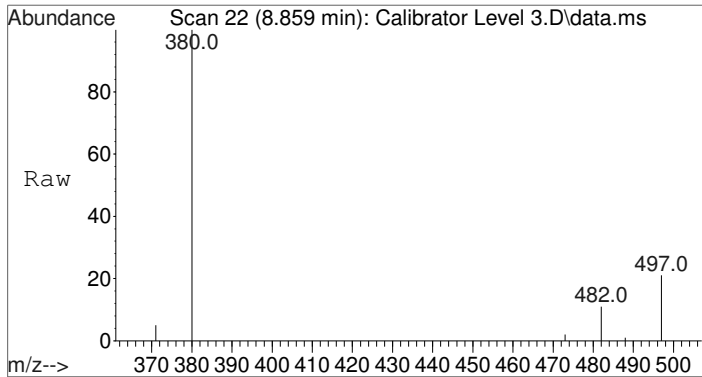


Quantitation Report (Not Reviewed)

Data Path : C:\gcms\1\data\Blood\021915MJ\
Data File : Calibrator Level 3.D
Acq On : 19 Feb 2015 17:55
Operator : Pocatello Laboratory
Sample : Calibrator Level 3: 10 ng/mL
Misc : Analytical Method 3.10.1
ALS Vial : 4 Sample Multiplier: 1

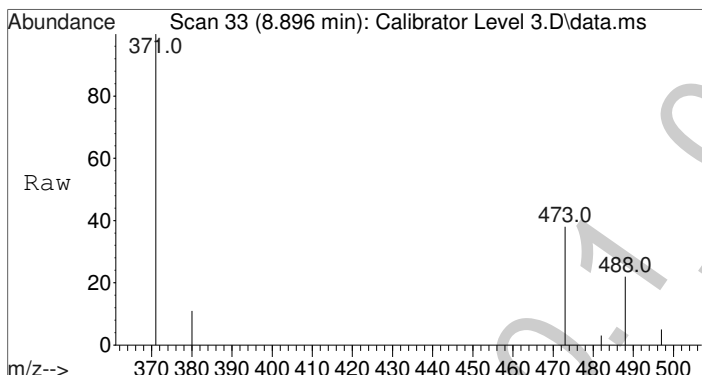
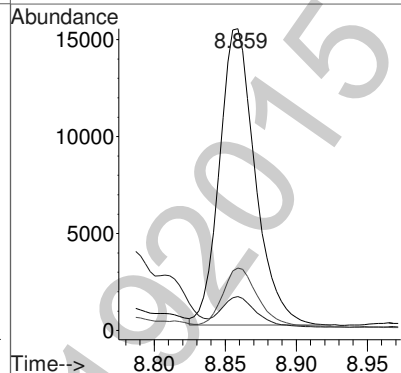
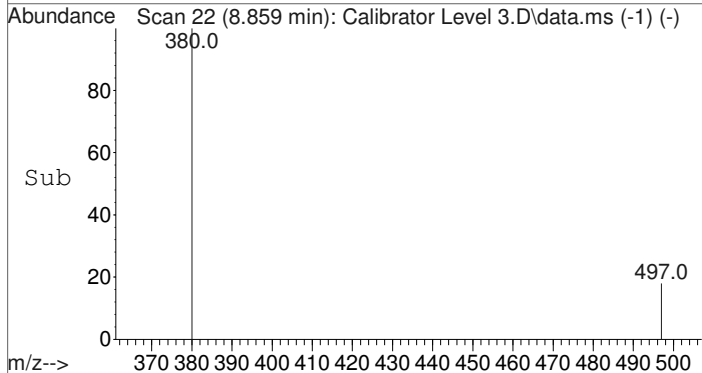
Quant Time: Feb 20 10:06:34 2015
Quant Method : C:\gcms\1\methods\Cann11-10-2010.M
Quant Title : Analytical Method 3.10.1: Blood Carboxy-THC
QLast Update : Fri Feb 20 10:06:06 2015
Response via : Initial Calibration





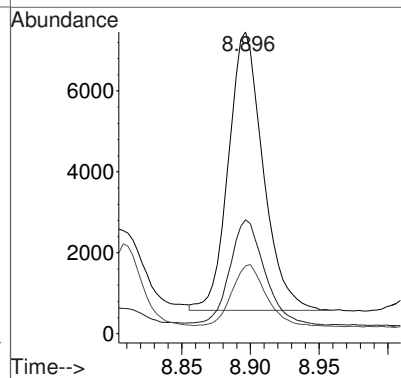

#1
Carboxy-THC-D9-TMS
Concen: 25.00 ng/mL
RT: 8.859 min Scan# 22
Delta R.T. -0.000 min
Lab File: Calibrator Level 3.D
Acq: 19 Feb 2015 17:55

Tgt Ion	Resp	Lower	Upper
380	26728		
380	100		
482	10.0	8.0	12.0
497	19.7	15.9	23.9

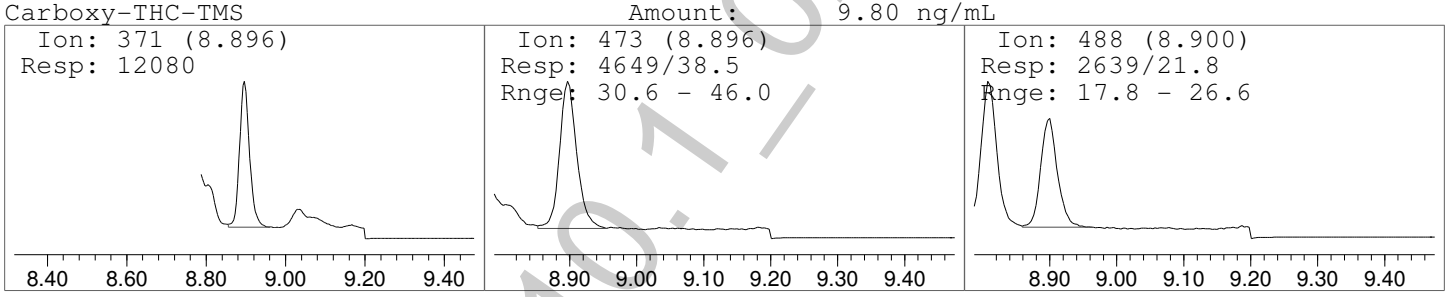
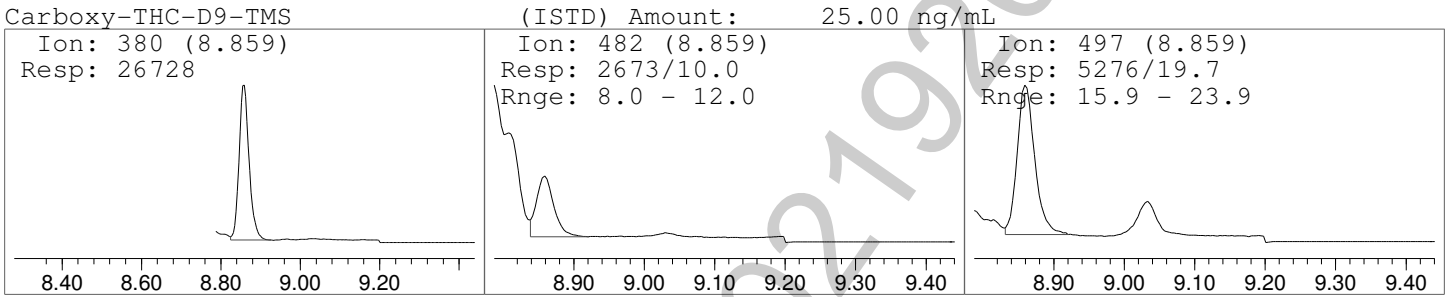
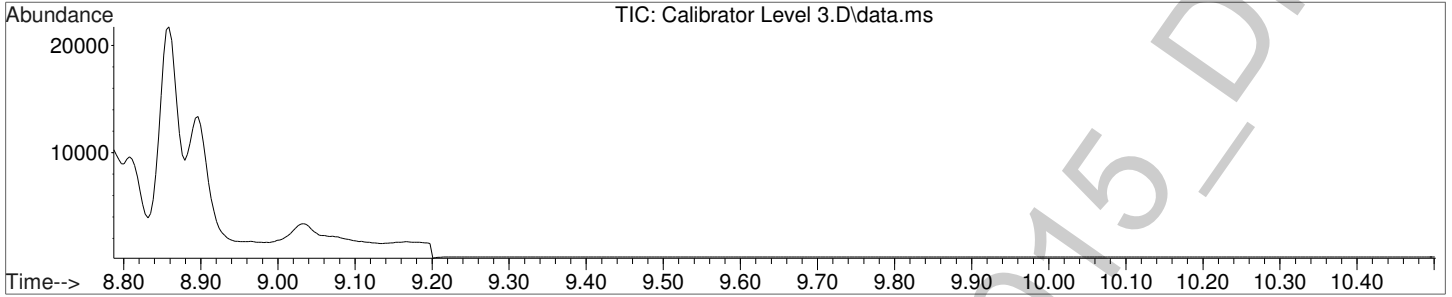


#2
Carboxy-THC-TMS
Concen: 9.80 ng/mL
RT: 8.896 min Scan# 33
Delta R.T. 0.000 min
Lab File: Calibrator Level 3.D
Acq: 19 Feb 2015 17:55

Tgt Ion	Resp	Lower	Upper
371	12080		
371	100		
473	38.5	30.6	46.0
488	21.8	17.8	26.6



Data Path : C:\gcms\1\data\Blood\021915MJ\
 Data File : Calibrator Level 3.D
 Acq On : 19 Feb 2015 17:55
 Operator : Pocatello Laboratory
 Sample : Calibrator Level 3: 10 ng/mL
 Misc : Analytical Method 3.10.1
 ALS Vial : 4 Sample Multiplier: 1



Data Path : C:\gcms\1\data\Blood\021915MJ\
 Data File : Calibrator Level 4.D
 Acq On : 19 Feb 2015 18:10
 Operator : Pocatello Laboratory
 Sample : Calibrator Level 4: 25 ng/mL
 Misc : Analytical Method 3.10.1
 ALS Vial : 5 Sample Multiplier: 1

Quant Time: Feb 20 10:06:39 2015
 Quant Method : C:\gcms\1\methods\Cann11-10-2010.M
 Quant Title : Analytical Method 3.10.1: Blood Carboxy-THC
 QLast Update : Fri Feb 20 10:06:06 2015
 Response via : Initial Calibration

Compound	R.T.	QIon	Response	Conc	Units	Dev(Min)
Internal Standards						
1) Carboxy-THC-D9-TMS	8.859	380	25558	25.00	ng/mL	0.00
Target Compounds						
2) Carboxy-THC-TMS	8.896	371	30996	26.36	ng/mL	Qvalue 99


(#) = qualifier out of range (m) = manual integration (+) = signals summed

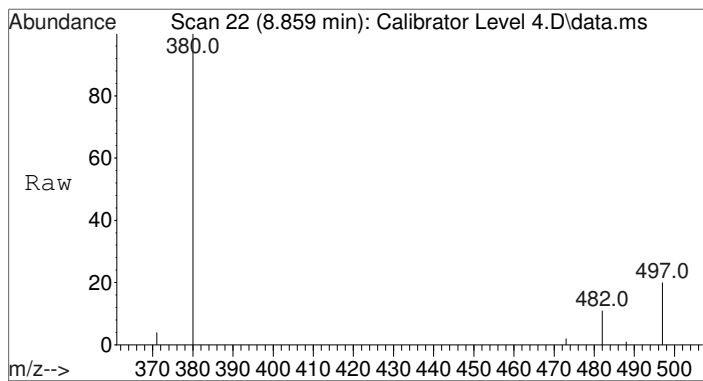


Quantitation Report (Not Reviewed)

Data Path : C:\gcms\1\data\Blood\021915MJ\
Data File : Calibrator Level 4.D
Acq On : 19 Feb 2015 18:10
Operator : Pocatello Laboratory
Sample : Calibrator Level 4: 25 ng/mL
Misc : Analytical Method 3.10.1
ALS Vial : 5 Sample Multiplier: 1


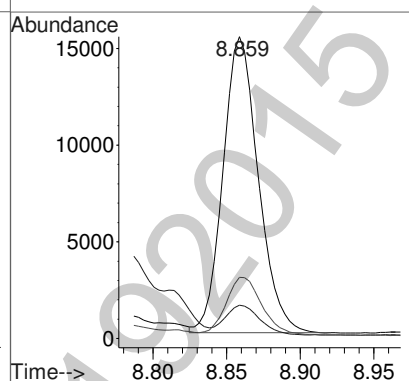
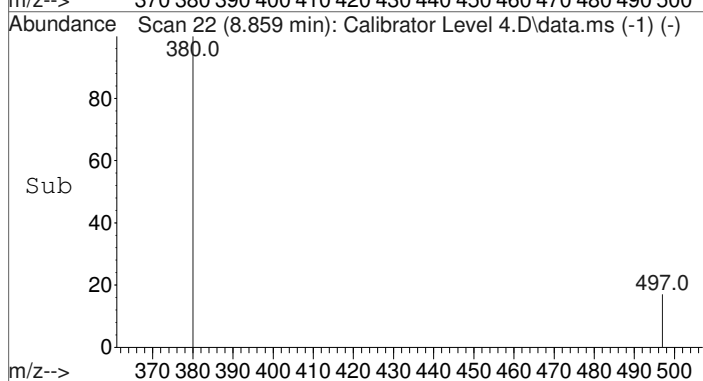
Quant Time: Feb 20 10:06:39 2015
Quant Method : C:\gcms\1\methods\Cann11-10-2010.M
Quant Title : Analytical Method 3.10.1: Blood Carboxy-THC
QLast Update : Fri Feb 20 10:06:06 2015
Response via : Initial Calibration





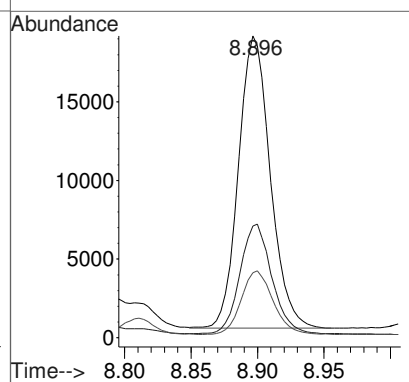

#1
 Carboxy-THC-D9-TMS
 Concen: 25.00 ng/mL
 RT: 8.859 min Scan# 22
 Delta R.T. -0.000 min
 Lab File: Calibrator Level 4.D
 Acq: 19 Feb 2015 18:10

Tgt Ion	Ratio	Resp	Lower	Upper
380	100	25558		
482	10.0	8.0	8.0	12.0
497	19.8	15.9	15.9	23.9

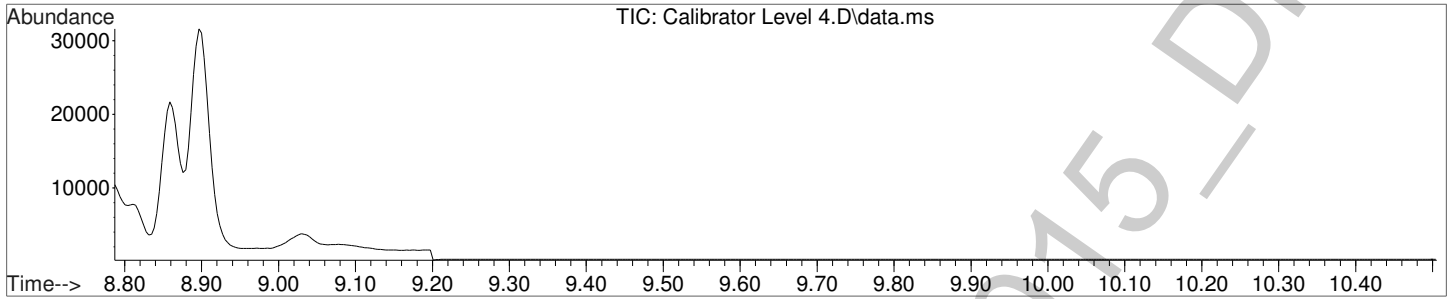


#2
 Carboxy-THC-TMS
 Concen: 26.36 ng/mL
 RT: 8.896 min Scan# 33
 Delta R.T. 0.000 min
 Lab File: Calibrator Level 4.D
 Acq: 19 Feb 2015 18:10

Tgt Ion	Ratio	Resp	Lower	Upper
371	100	30996		
473	37.3	30.6	30.6	46.0
488	21.7	17.8	17.8	26.6

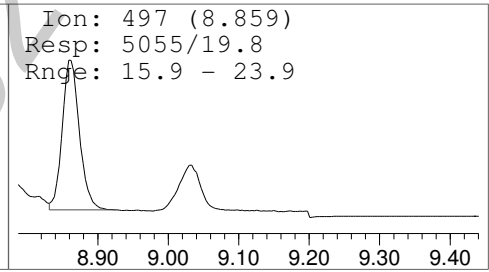
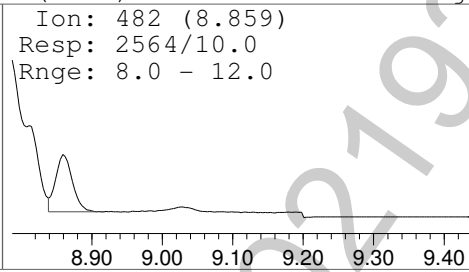
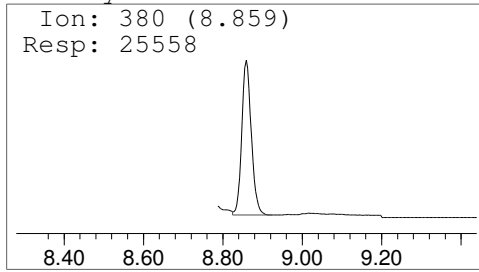


Data Path : C:\gcms\1\data\Blood\021915MJ\
 Data File : Calibrator Level 4.D
 Acq On : 19 Feb 2015 18:10
 Operator : Pocatello Laboratory
 Sample : Calibrator Level 4: 25 ng/mL
 Misc : Analytical Method 3.10.1
 ALS Vial : 5 Sample Multiplier: 1



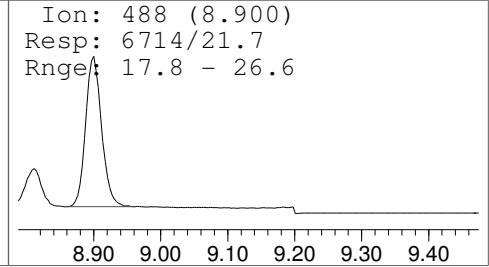
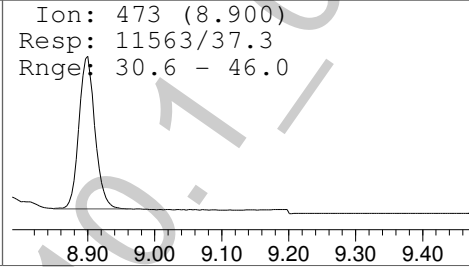
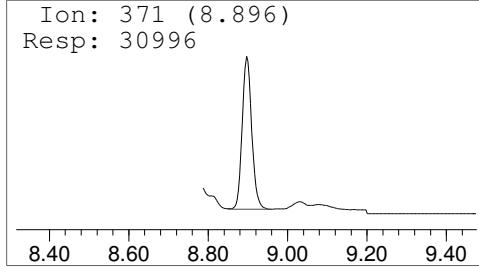
Carboxy-THC-D9-TMS

(ISTD) Amount: 25.00 ng/mL



Carboxy-THC-TMS

Amount: 26.36 ng/mL



Data Path : C:\gcms\1\data\Blood\021915MJ\
 Data File : Calibrator Level 5.D
 Acq On : 19 Feb 2015 18:25
 Operator : Pocatello Laboratory
 Sample : Calibrator Level 5: 50 ng/mL
 Misc : Analytical Method 3.10.1
 ALS Vial : 6 Sample Multiplier: 1

Quant Time: Feb 20 10:06:45 2015
 Quant Method : C:\gcms\1\methods\Cann11-10-2010.M
 Quant Title : Analytical Method 3.10.1: Blood Carboxy-THC
 QLast Update : Fri Feb 20 10:06:06 2015
 Response via : Initial Calibration

Compound	R.T.	QIon	Response	Conc	Units	Dev(Min)
Internal Standards						
1) Carboxy-THC-D9-TMS	8.859	380	27152	25.00	ng/mL	0.00
Target Compounds						
2) Carboxy-THC-TMS	8.896	371	59324	47.51	ng/mL	Qvalue 98


(#) = qualifier out of range (m) = manual integration (+) = signals summed

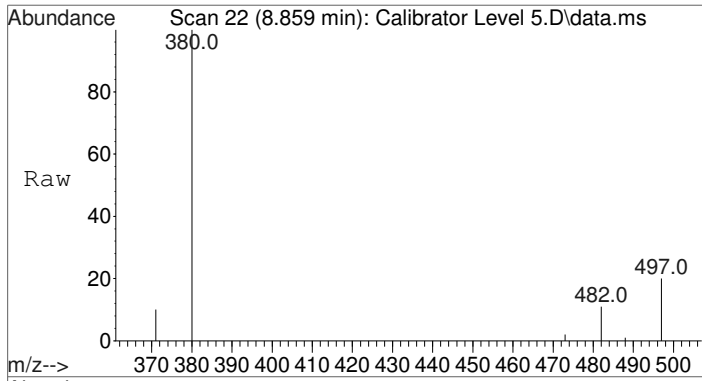


Quantitation Report (Not Reviewed)

Data Path : C:\gcms\1\data\Blood\021915MJ\
Data File : Calibrator Level 5.D
Acq On : 19 Feb 2015 18:25
Operator : Pocatello Laboratory
Sample : Calibrator Level 5: 50 ng/mL
Misc : Analytical Method 3.10.1
ALS Vial : 6 Sample Multiplier: 1

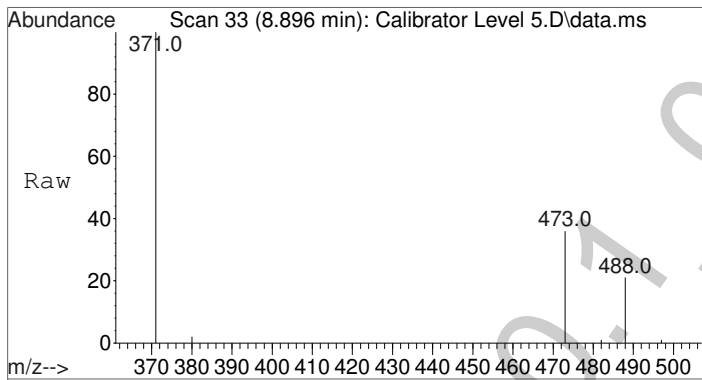
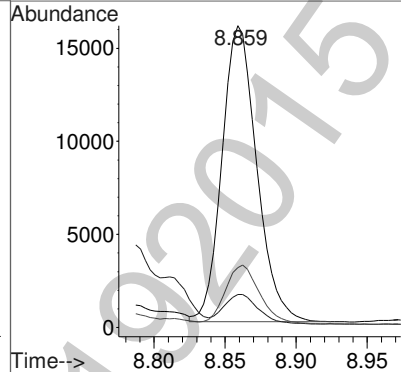
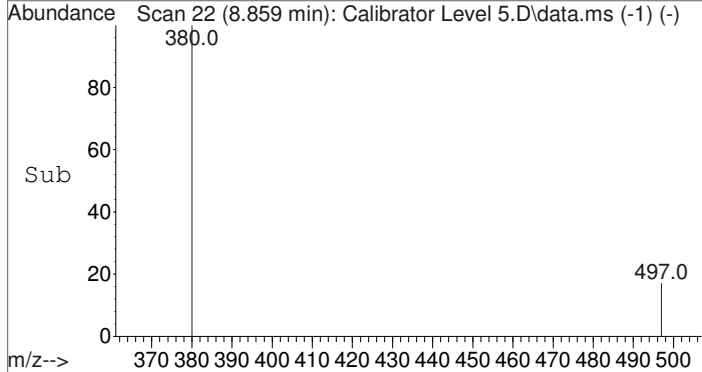
Quant Time: Feb 20 10:06:45 2015
Quant Method : C:\gcms\1\methods\Cann11-10-2010.M
Quant Title : Analytical Method 3.10.1: Blood Carboxy-THC
QLast Update : Fri Feb 20 10:06:06 2015
Response via : Initial Calibration





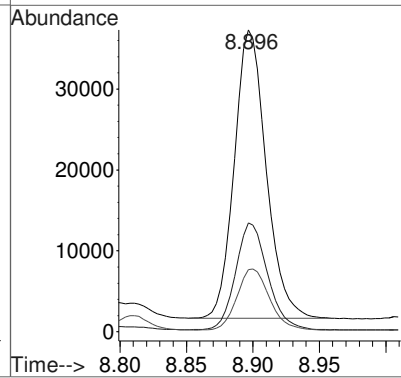

#1
 Carboxy-THC-D9-TMS
 Concen: 25.00 ng/mL
 RT: 8.859 min Scan# 22
 Delta R.T. -0.000 min
 Lab File: Calibrator Level 5.D
 Acq: 19 Feb 2015 18:25

Tgt Ion	Ratio	Resp	Lower	Upper
380	100	27152		
482	9.9	8.0	12.0	
497	19.7	15.9	23.9	

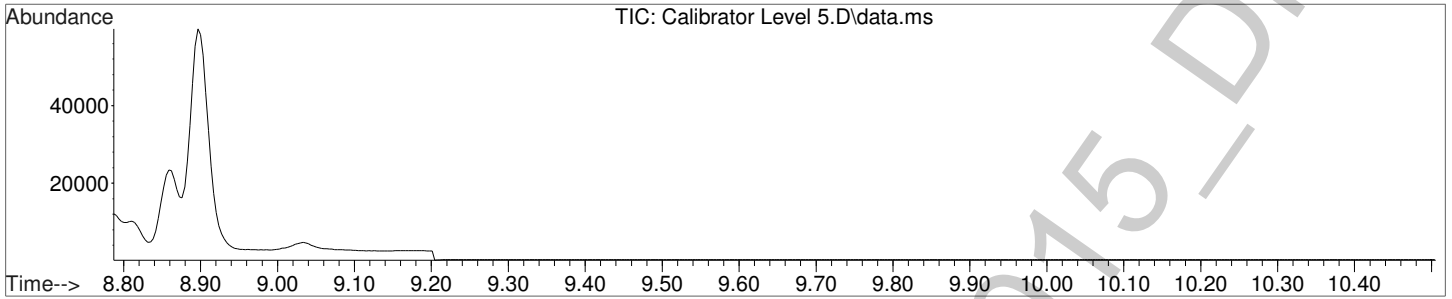


#2
 Carboxy-THC-TMS
 Concen: 47.51 ng/mL
 RT: 8.896 min Scan# 33
 Delta R.T. 0.000 min
 Lab File: Calibrator Level 5.D
 Acq: 19 Feb 2015 18:25

Tgt Ion	Ratio	Resp	Lower	Upper
371	100	59324		
473	37.1	30.6	46.0	
488	21.6	17.8	26.6	

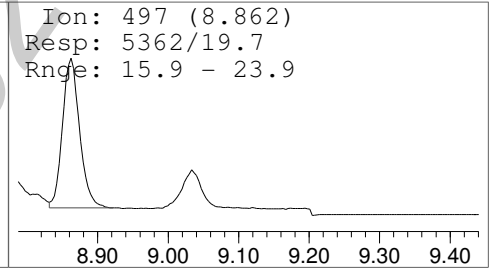
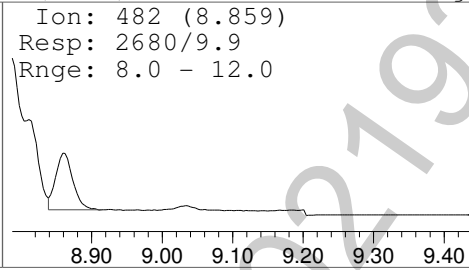
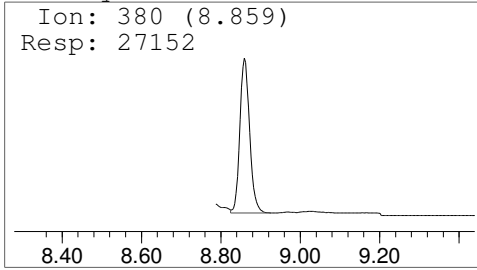


Data Path : C:\gcms\1\data\Blood\021915MJ\
 Data File : Calibrator Level 5.D
 Acq On : 19 Feb 2015 18:25
 Operator : Pocatello Laboratory
 Sample : Calibrator Level 5: 50 ng/mL
 Misc : Analytical Method 3.10.1
 ALS Vial : 6 Sample Multiplier: 1



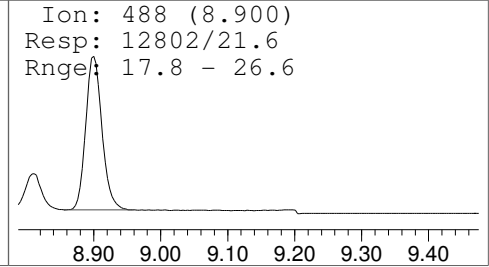
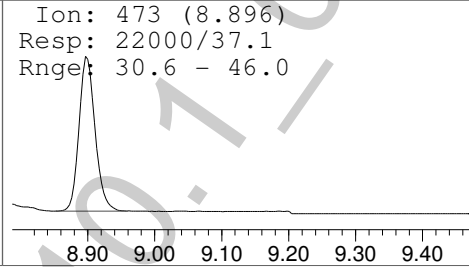
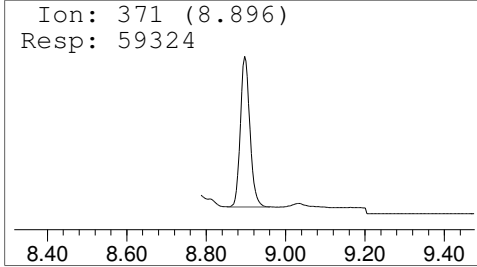
Carboxy-THC-D9-TMS

(ISTD) Amount: 25.00 ng/mL



Carboxy-THC-TMS

Amount: 47.51 ng/mL



Data Path : C:\gcms\1\data\Blood\021915MJ\
 Data File : Calibrator Level 6.D
 Acq On : 19 Feb 2015 18:40
 Operator : Pocatello Laboratory
 Sample : Calibrator Level 6: 100 ng/mL
 Misc : Analytical Method 3.10.1
 ALS Vial : 7 Sample Multiplier: 1

Quant Time: Feb 20 10:06:52 2015
 Quant Method : C:\gcms\1\methods\Cann11-10-2010.M
 Quant Title : Analytical Method 3.10.1: Blood Carboxy-THC
 QLast Update : Fri Feb 20 10:06:06 2015
 Response via : Initial Calibration


Compound	R.T.	QIon	Response	Conc	Units	Dev(Min)
Internal Standards						
1) Carboxy-THC-D9-TMS	8.859	380	22840	25.00	ng/mL	0.00
Target Compounds						
2) Carboxy-THC-TMS	8.896	371	105939	100.91	ng/mL	Qvalue 98

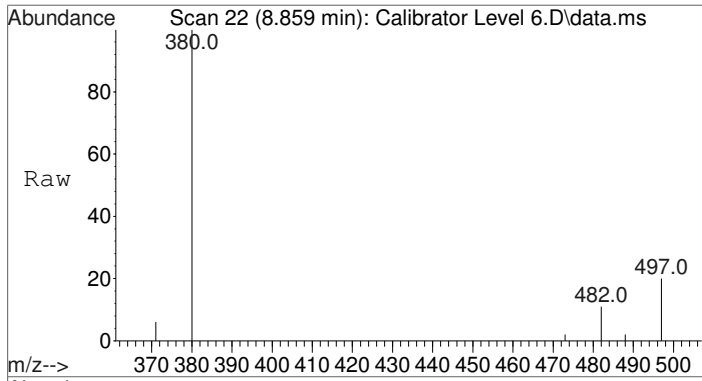
(#) = qualifier out of range (m) = manual integration (+) = signals summed

Quantitation Report (Not Reviewed)

Data Path : C:\gcms\1\data\Blood\021915MJ\
Data File : Calibrator Level 6.D
Acq On : 19 Feb 2015 18:40
Operator : Pocatello Laboratory
Sample : Calibrator Level 6: 100 ng/mL
Misc : Analytical Method 3.10.1
ALS Vial : 7 Sample Multiplier: 1

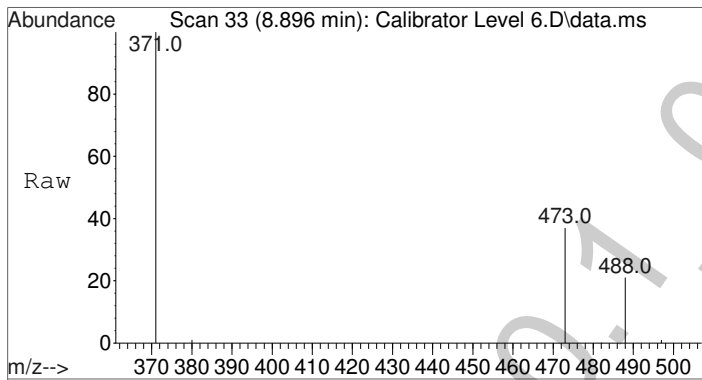
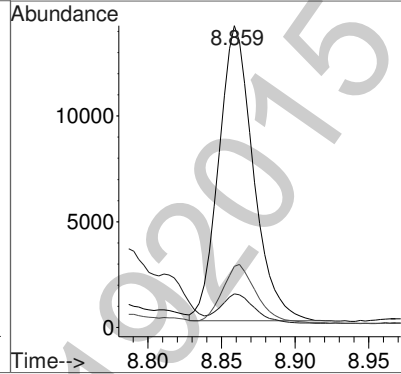
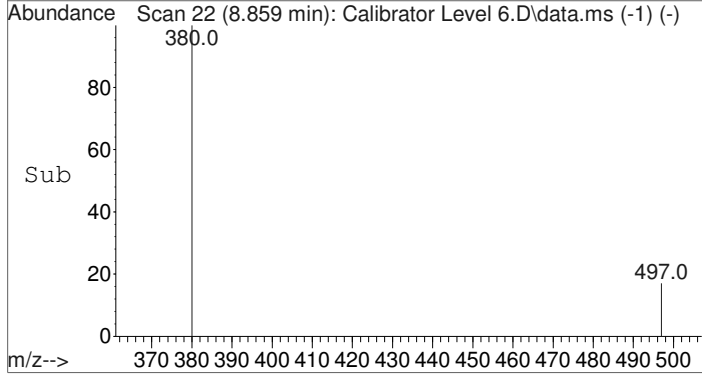
Quant Time: Feb 20 10:06:52 2015
Quant Method : C:\gcms\1\methods\Cann11-10-2010.M
Quant Title : Analytical Method 3.10.1: Blood Carboxy-THC
QLast Update : Fri Feb 20 10:06:06 2015
Response via : Initial Calibration





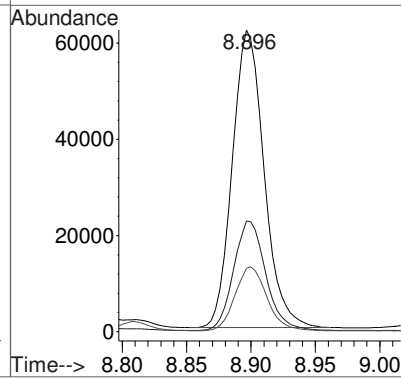

#1
 Carboxy-THC-D9-TMS
 Concen: 25.00 ng/mL
 RT: 8.859 min Scan# 22
 Delta R.T. -0.000 min
 Lab File: Calibrator Level 6.D
 Acq: 19 Feb 2015 18:40

Tgt Ion	Ratio	Resp	Lower	Upper
380	100	22840		
482	10.1	8.0	8.0	12.0
497	19.9	15.9	15.9	23.9



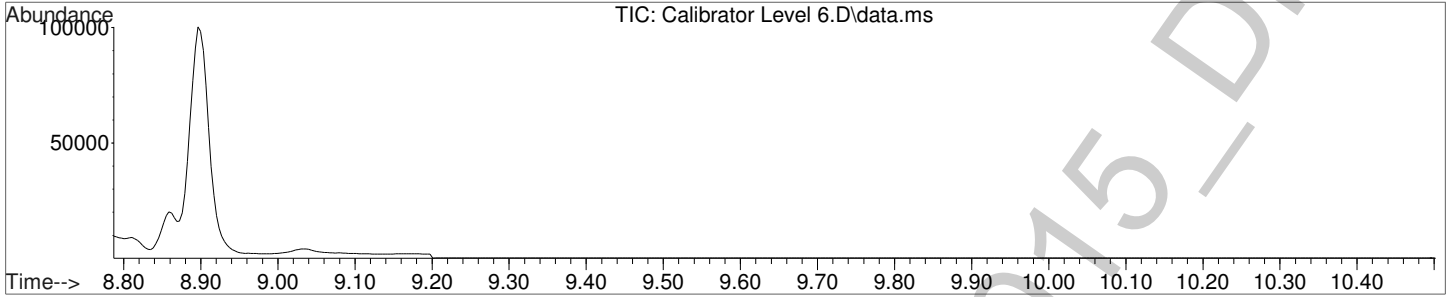
#2
 Carboxy-THC-TMS
 Concen: 100.91 ng/mL
 RT: 8.896 min Scan# 33
 Delta R.T. 0.000 min
 Lab File: Calibrator Level 6.D
 Acq: 19 Feb 2015 18:40

Tgt Ion	Ratio	Resp	Lower	Upper
371	100	105939		
473	37.2	30.6	30.6	46.0
488	21.4	17.8	17.8	26.6



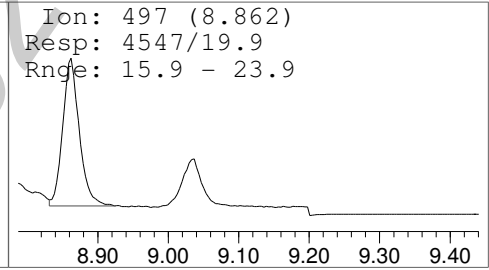
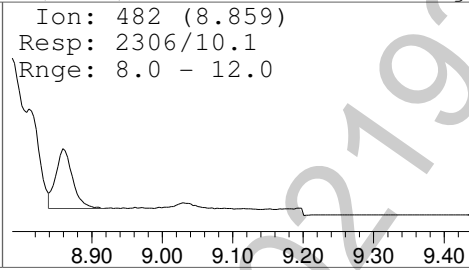
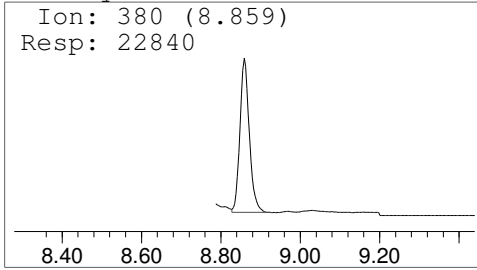


Data Path : C:\gcms\1\data\Blood\021915MJ\
 Data File : Calibrator Level 6.D
 Acq On : 19 Feb 2015 18:40
 Operator : Pocatello Laboratory
 Sample : Calibrator Level 6: 100 ng/mL
 Misc : Analytical Method 3.10.1
 ALS Vial : 7 Sample Multiplier: 1



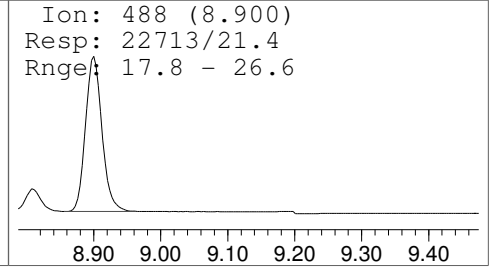
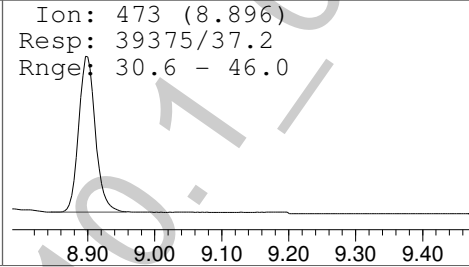
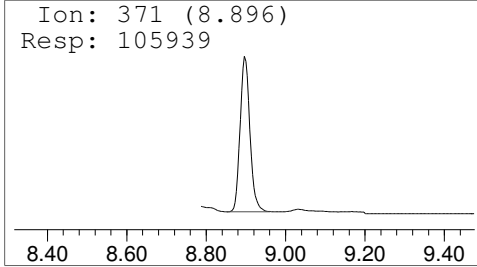
Carboxy-THC-D9-TMS

(ISTD) Amount: 25.00 ng/mL

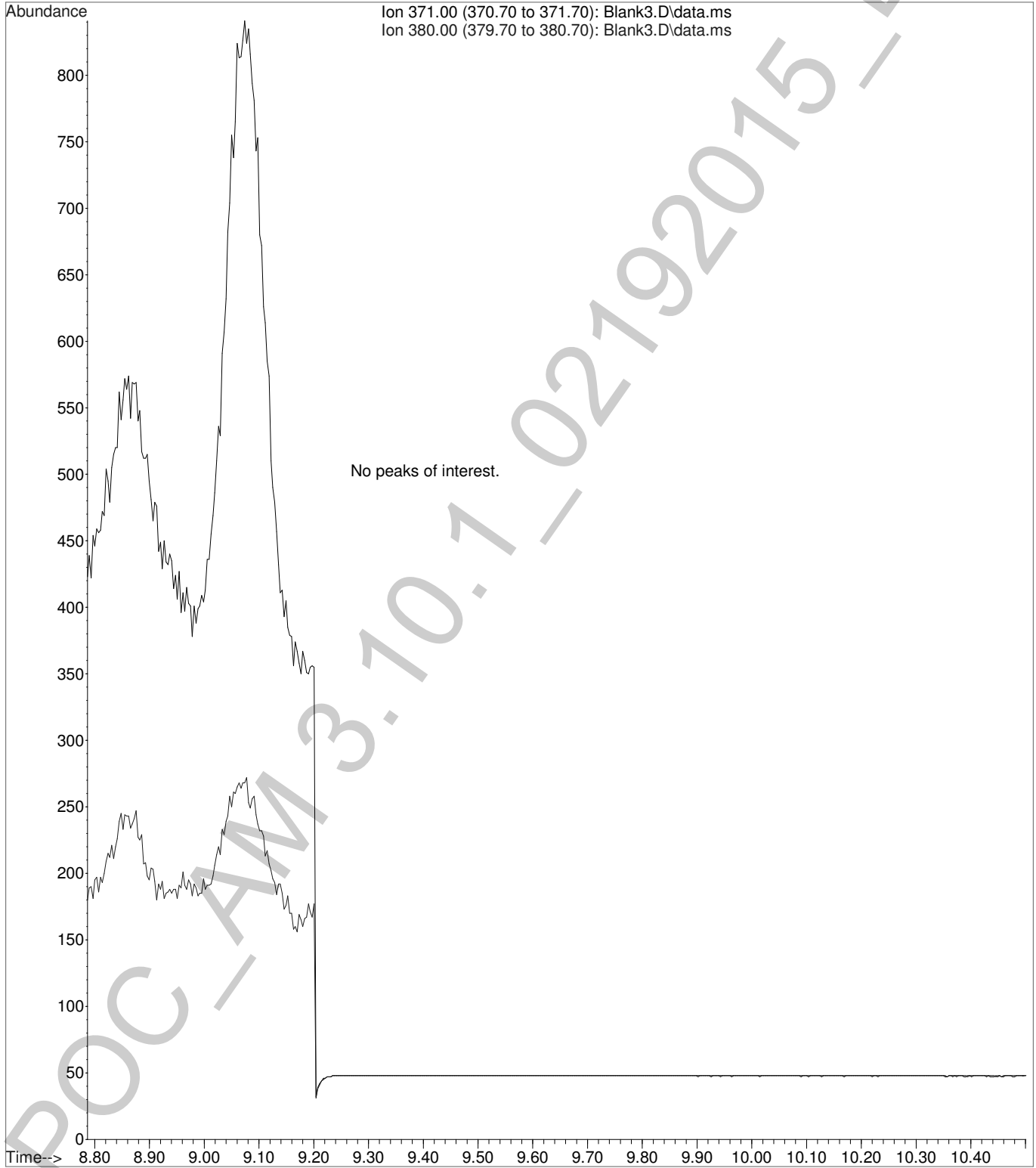


Carboxy-THC-TMS

Amount: 100.91 ng/mL



File :C:\gcms\1\data\Blood\021915MJ\Blank3.D
Operator : Pocatello Laboratory
Acquired : 19 Feb 2015 18:55 using AcqMethod CANN-11-10-2010.M
Instrument : Bones
Sample Name: Blank
Misc Info : CHCl3
Vial Number: 98



Data Path : C:\gcms\1\data\Blood\021915MJ\
 Data File : Low Control-1.D
 Acq On : 19 Feb 2015 19:10
 Operator : Pocatello Laboratory
 Sample : Low Control: 6 ng/mL
 Misc : Analytical Method 3.10.1
 ALS Vial : 8 Sample Multiplier: 1

Quant Time: Feb 20 10:07:01 2015
 Quant Method : C:\gcms\1\methods\Cann11-10-2010.M
 Quant Title : Analytical Method 3.10.1: Blood Carboxy-THC
 QLast Update : Fri Feb 20 10:06:06 2015
 Response via : Initial Calibration

Compound	R.T.	QIon	Response	Conc	Units	Dev(Min)
Internal Standards						
1) Carboxy-THC-D9-TMS	8.858	380	28534	25.00	ng/mL	0.00
Target Compounds						
2) Carboxy-THC-TMS	8.896	371	8086	6.13	ng/mL	Qvalue 99

(#) = qualifier out of range (m) = manual integration (+) = signals summed

POC_AM 3.10.1_02192015_DND

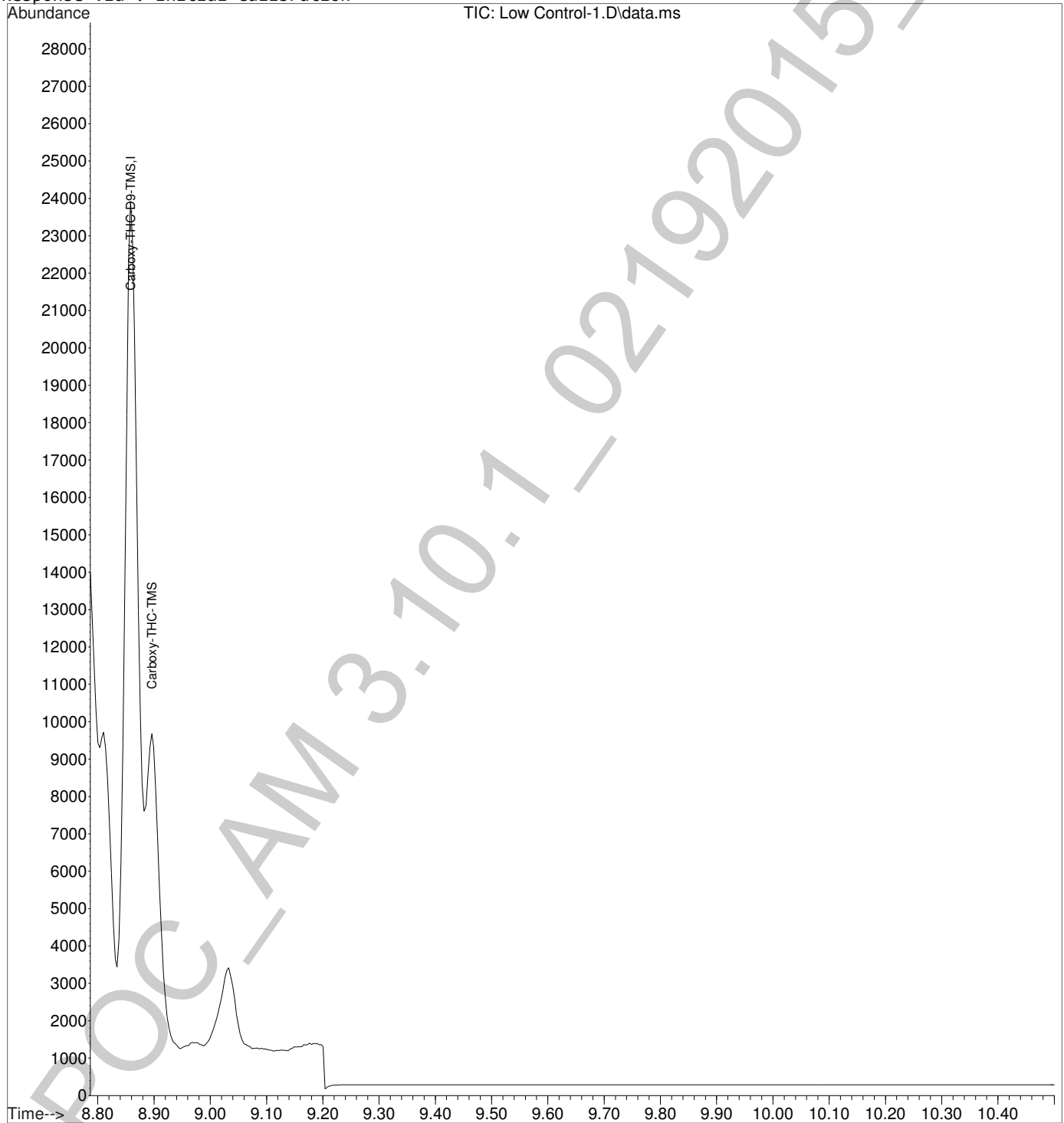


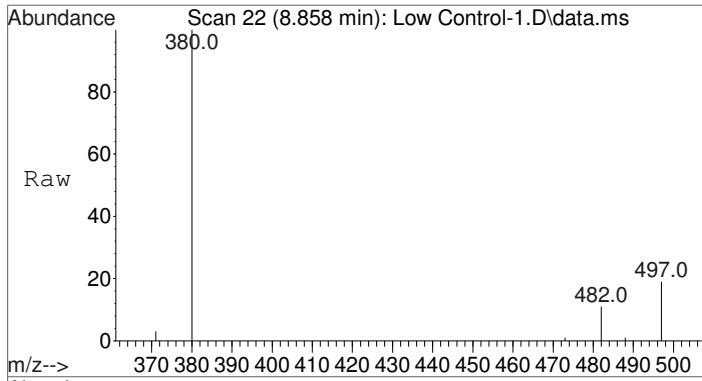
Quantitation Report (Not Reviewed)

Data Path : C:\gcms\1\data\Blood\021915MJ\
Data File : Low Control-1.D
Acq On : 19 Feb 2015 19:10
Operator : Pocatello Laboratory
Sample : Low Control: 6 ng/mL
Misc : Analytical Method 3.10.1
ALS Vial : 8 Sample Multiplier: 1



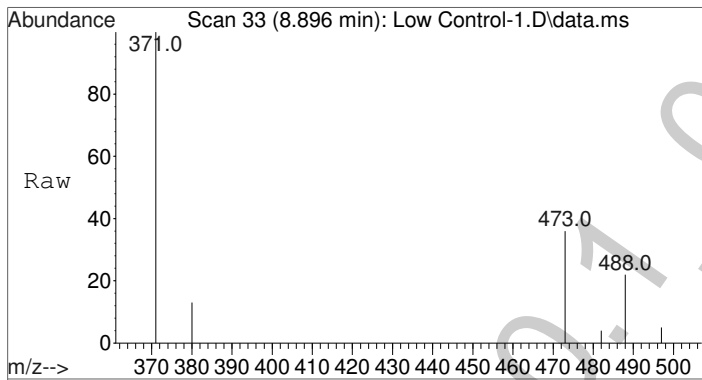
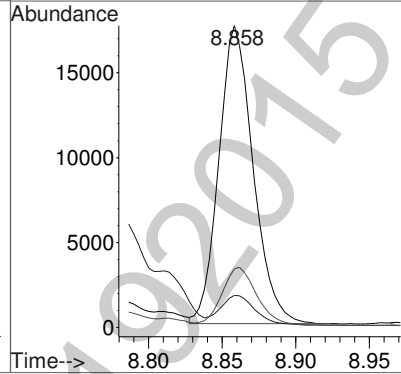
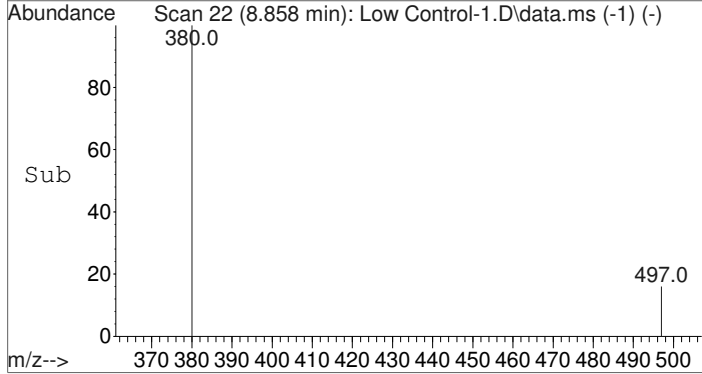
Quant Time: Feb 20 10:07:01 2015
Quant Method : C:\gcms\1\methods\Cann11-10-2010.M
Quant Title : Analytical Method 3.10.1: Blood Carboxy-THC
QLast Update : Fri Feb 20 10:06:06 2015
Response via : Initial Calibration





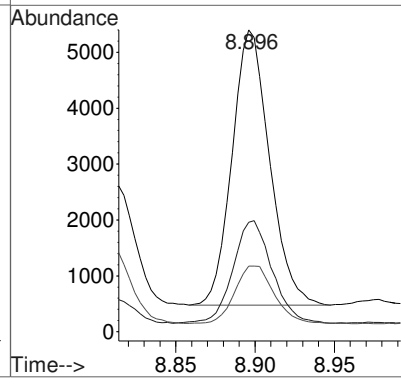
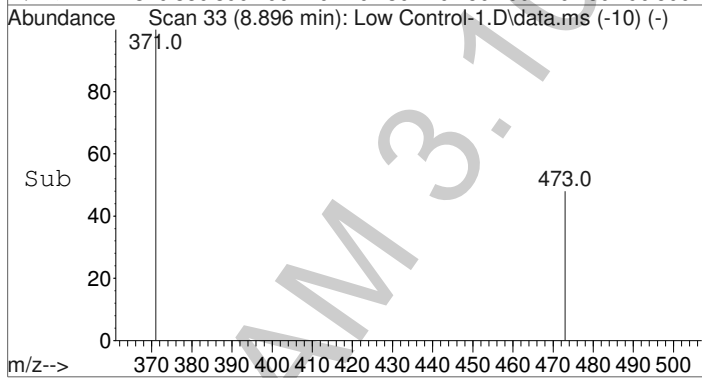
#1
 Carboxy-THC-D9-TMS
 Concen: 25.00 ng/mL
 RT: 8.858 min Scan# 22
 Delta R.T. -0.001 min
 Lab File: Low Control-1.D
 Acq: 19 Feb 2015 19:10

Tgt Ion	Ratio	Resp	Lower	Upper
380	100	28534		
482	10.2	8.0	8.0	12.0
497	19.7	15.9	15.9	23.9

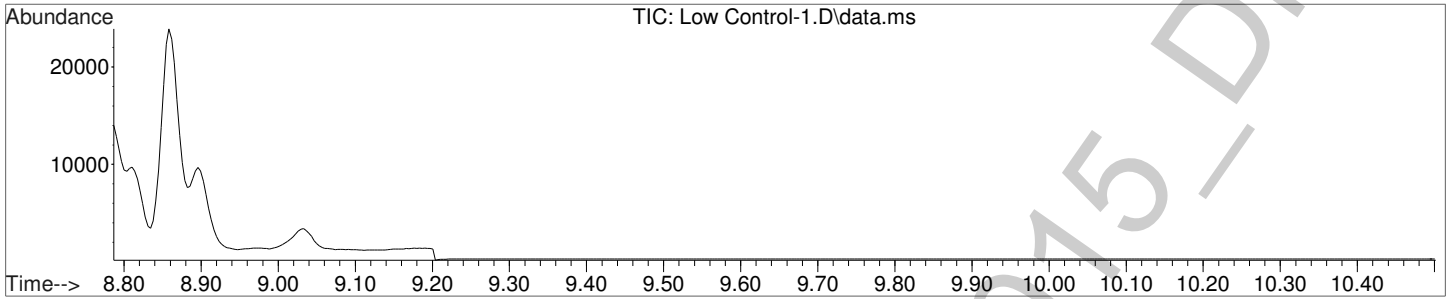


#2
 Carboxy-THC-TMS
 Concen: 6.13 ng/mL
 RT: 8.896 min Scan# 33
 Delta R.T. 0.000 min
 Lab File: Low Control-1.D
 Acq: 19 Feb 2015 19:10

Tgt Ion	Ratio	Resp	Lower	Upper
371	100	8086		
473	38.8	30.6	30.6	46.0
488	22.1	17.8	17.8	26.6

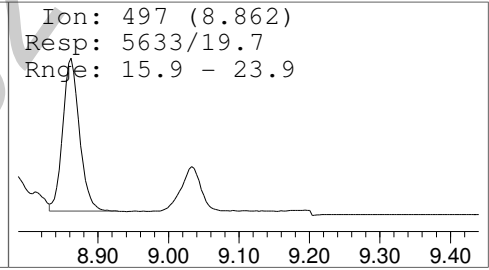
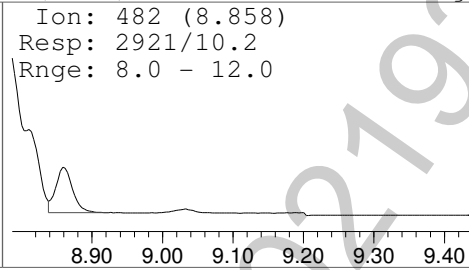
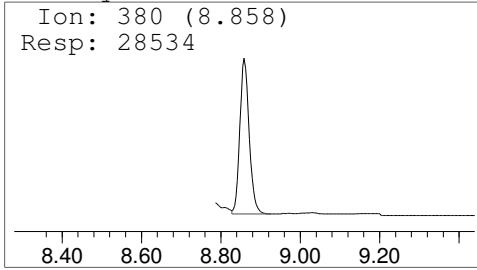


Data Path : C:\gcms\1\data\Blood\021915MJ\
Data File : Low Control-1.D
Acq On : 19 Feb 2015 19:10
Operator : Pocatello Laboratory
Sample : Low Control: 6 ng/mL
Misc : Analytical Method 3.10.1
ALS Vial : 8 Sample Multiplier: 1



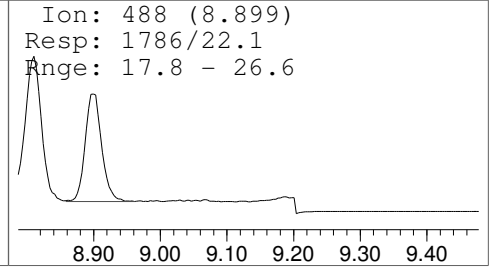
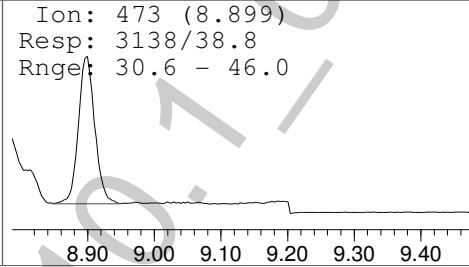
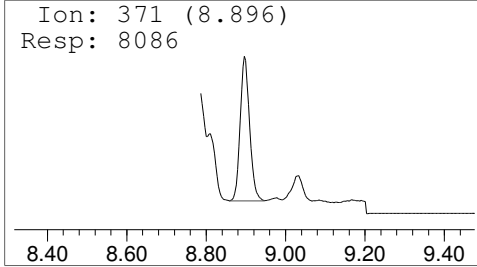
Carboxy-THC-D9-TMS

(ISTD) Amount: 25.00 ng/mL



Carboxy-THC-TMS

Amount: 6.13 ng/mL



Data Path : C:\gcms\1\data\Blood\021915MJ\
 Data File : High Control-1.D
 Acq On : 19 Feb 2015 19:25
 Operator : Pocatello Laboratory
 Sample : High Control: 60 ng/mL
 Misc : Analytical Method 3.10.1
 ALS Vial : 9 Sample Multiplier: 1




Quant Time: Feb 20 10:07:10 2015
 Quant Method : C:\gcms\1\methods\Cann11-10-2010.M
 Quant Title : Analytical Method 3.10.1: Blood Carboxy-THC
 QLast Update : Fri Feb 20 10:06:06 2015
 Response via : Initial Calibration

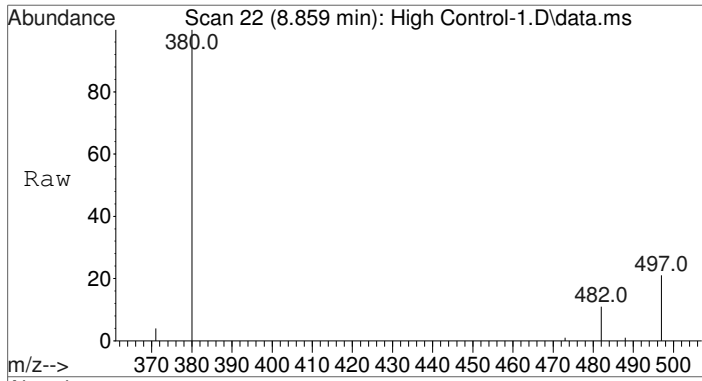
Compound	R.T.	QIon	Response	Conc	Units	Dev(Min)
Internal Standards						
1) Carboxy-THC-D9-TMS	8.859	380	29475	25.00	ng/mL	0.00
Target Compounds						
2) Carboxy-THC-TMS	8.900	371	83120	61.34	ng/mL	Qvalue 98

(#) = qualifier out of range (m) = manual integration (+) = signals summed

Data Path : C:\gcms\1\data\Blood\021915MJ\
Data File : High Control-1.D
Acq On : 19 Feb 2015 19:25
Operator : Pocatello Laboratory
Sample : High Control: 60 ng/mL
Misc : Analytical Method 3.10.1
ALS Vial : 9 Sample Multiplier: 1

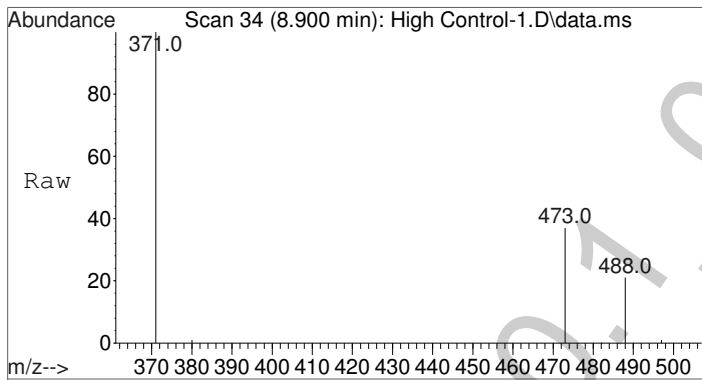
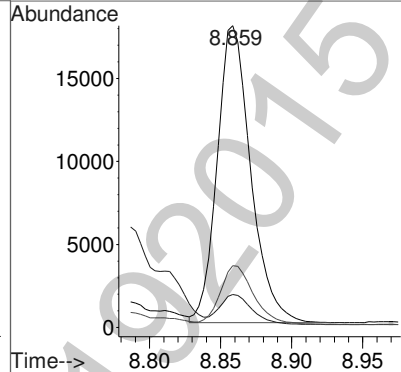
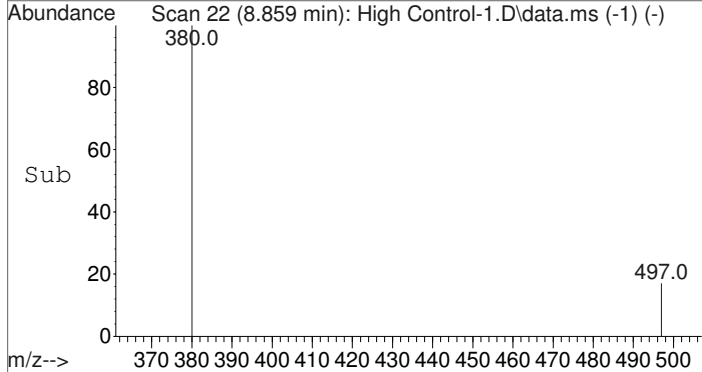
Quant Time: Feb 20 10:07:10 2015
Quant Method : C:\gcms\1\methods\Cann11-10-2010.M
Quant Title : Analytical Method 3.10.1: Blood Carboxy-THC
QLast Update : Fri Feb 20 10:06:06 2015
Response via : Initial Calibration





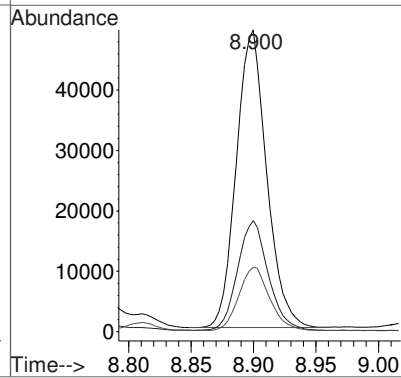
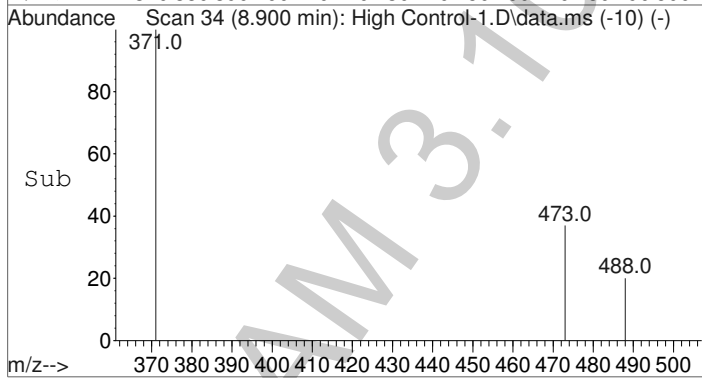
#1
 Carboxy-THC-D9-TMS
 Concen: 25.00 ng/mL
 RT: 8.859 min Scan# 22
 Delta R.T. -0.000 min
 Lab File: High Control-1.D
 Acq: 19 Feb 2015 19:25

Tgt Ion	Ratio	Resp	Lower	Upper
380	100	29475		
482	10.0	8.0	12.0	
497	19.6	15.9	23.9	

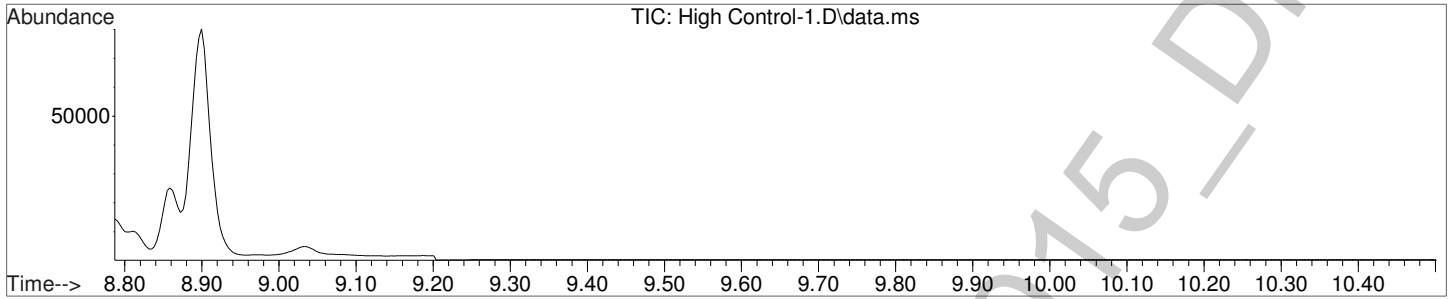


#2
 Carboxy-THC-TMS
 Concen: 61.34 ng/mL
 RT: 8.900 min Scan# 34
 Delta R.T. 0.004 min
 Lab File: High Control-1.D
 Acq: 19 Feb 2015 19:25

Tgt Ion	Ratio	Resp	Lower	Upper
371	100	83120		
473	37.2	30.6	46.0	
488	21.5	17.8	26.6	

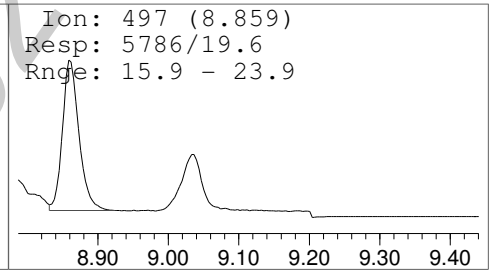
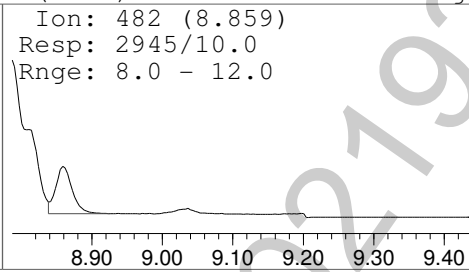
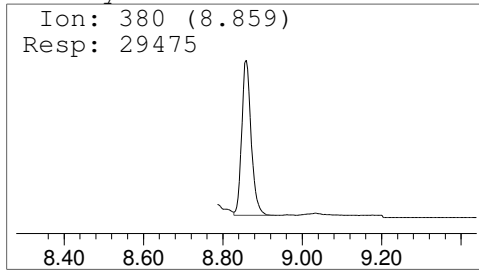


Data Path : C:\gcms\1\data\Blood\021915MJ\
 Data File : High Control-1.D
 Acq On : 19 Feb 2015 19:25
 Operator : Pocatello Laboratory
 Sample : High Control: 60 ng/mL
 Misc : Analytical Method 3.10.1
 ALS Vial : 9 Sample Multiplier: 1



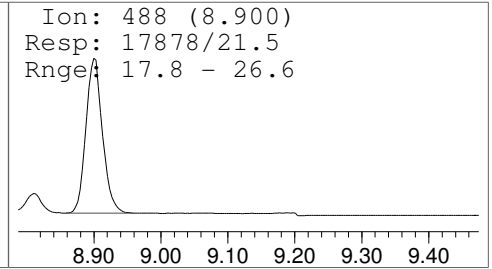
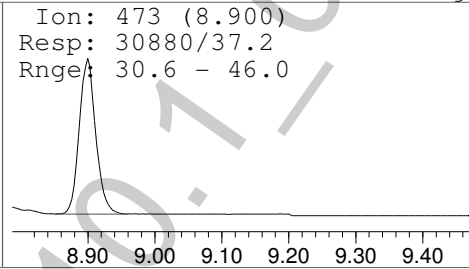
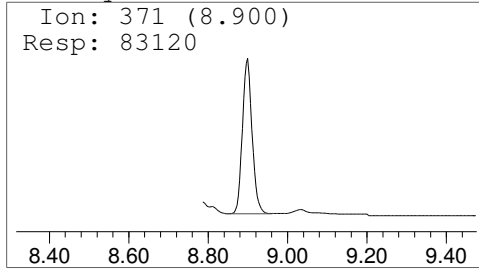
Carboxy-THC-D9-TMS

(ISTD) Amount: 25.00 ng/mL

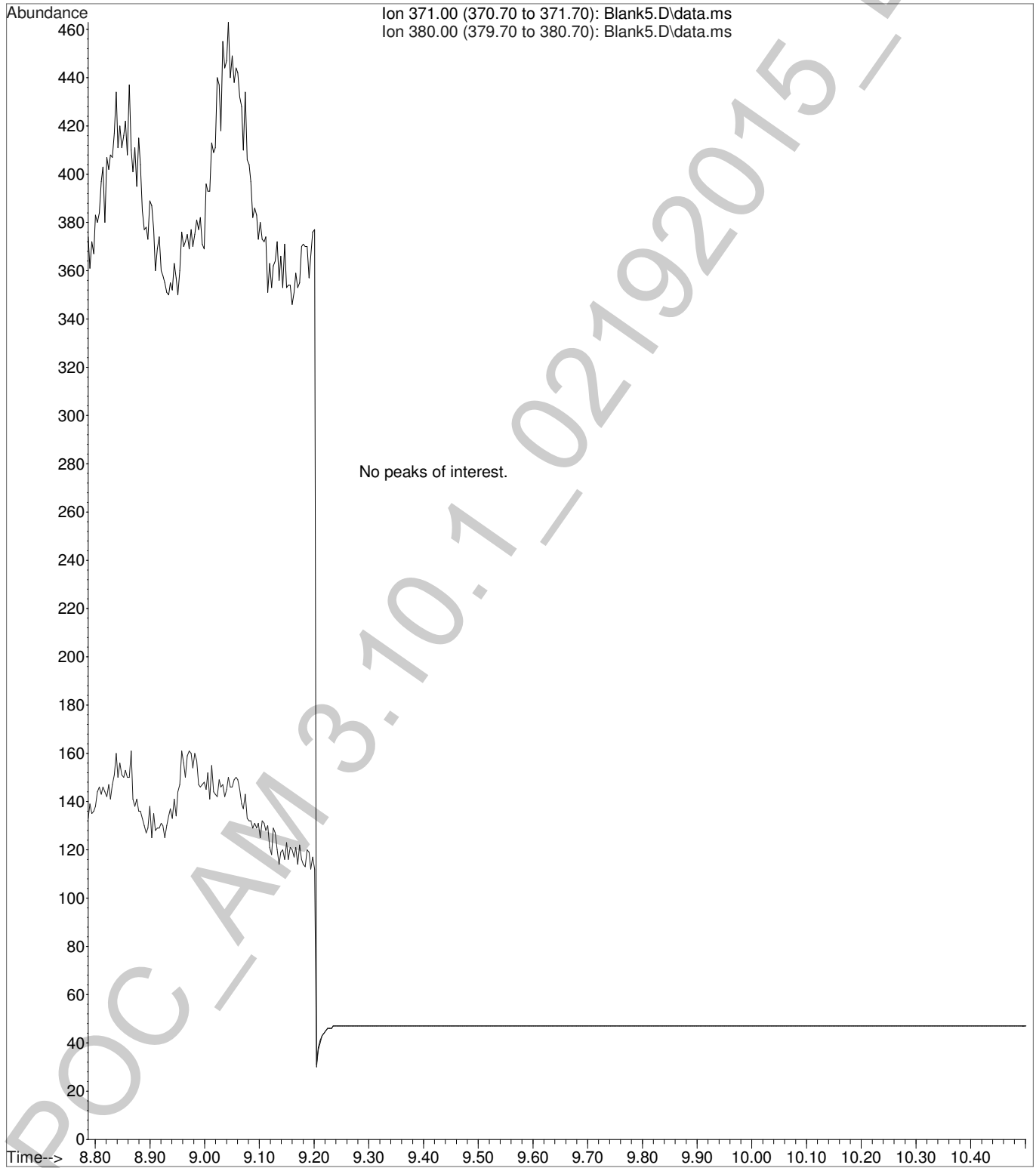


Carboxy-THC-TMS

Amount: 61.34 ng/mL



File :C:\gcms\1\data\Blood\021915MJ\Blank5.D
Operator : Pocatello Laboratory
Acquired : 19 Feb 2015 22:55 using AcqMethod CANN-11-10-2010.M
Instrument : Bones
Sample Name: Blank
Misc Info : CHCl3
Vial Number: 90



File :C:\gcms\1\data\Blood\021915MJ\Blank4.D
Operator : Pocatello Laboratory
Acquired : 19 Feb 2015 19:40 using AcqMethod CANN-11-10-2010.M
Instrument : Bones
Sample Name: Blank
Misc Info : CHCl3
Vial Number: 97

